



**FOX VALLEY PARK DISTRICT
BOARD OF COMMISSIONERS**
Serving the Fox Valley Park District
Kane, DuPage, Kendall and Will Counties, Illinois
OPEN SESSION MEETING AGENDA
September 13, 2021 5:00 PM
Cole Administration Center
101 W. Illinois Avenue, Aurora

- | | | |
|------------|---|--------------------|
| 1.0 | CALL MEETING TO ORDER | President Anderson |
| 2.0 | PLEDGE OF ALLEGIANCE AND MOMENT OF SILENCE | President Anderson |
| 3.0 | ROLL CALL | President Anderson |
| 4.0 | ADDENDA TO THE AGENDA | President Anderson |
| 5.0 | CONSENT AGENDA | President Anderson |
- The following items require a Roll Call vote.**
- 5.1** Approve the Open Session meeting minutes of July 19, 2021.
 - 5.2** Approve payables for the period ending July 31, 2021 in the amount of \$2,127,074.56.
 - 5.3** Approve payables for the period ending August 31, 2021 in the amount of \$1,085,534.35.
 - 5.4** Approve payroll for the period ending July 31, 2021 in the amount of \$1,171,463.
 - 5.5** Approve payroll for the period ending August 31, 2021 in the amount of \$1,098,302.
 - 5.6** Approve the statement of estimated revenues and expenses for period ending June 30, 2021.
 - 5.7** Approve the statement of estimated revenues and expenses for period ending July 31, 2021.
 - 5.8** Approval of accounts receivable write-offs for September 2021 in the amount of \$1,275.
 - 5.9** Approve Department Directors and other reports.
 - 5.10** Approve the capital projects permitting fees & charges, cost summaries, and project bid schedule reports.
 - 5.11** Ratify the Blackberry Farm Asphalt Parking Lot Improvements in the not-to-exceed amount of \$291,318.23 to Geneva Construction Company.
 - 5.12** Approve the Hometown Asphalt Trail Extension Improvements to Evans & Son Blacktop Inc. in the amount of \$54,345.70.
 - 5.13** Approve the Fiber Internet 60 Month Agreement to Metronet in the amount of \$432,000.

- 6.0 PRESENTATIONS AND SPECIAL RECOGNITION** President Anderson
- 7.0 PUBLIC COMMENT** - For matters not on the agenda. President Anderson
(Limited to one-3 minute comment per person; maximum 15 minutes).
- 8.0 ATTORNEY BUSINESS** Attorney Hodge
- 9.0 EXECUTIVE DIRECTOR BUSINESS** Director Pilmer
- 9.1** Executive Director’s Report.
- 10.0 CONTINUED BUSINESS**
- 11.0 NEW BUSINESS**
- 11.1** Approval of Resolution 21-026 to include compensation directed into a Retirement Health Savings Plan (RHSP) as IMRF (Illinois Municipal Retirement Fund) earnings.
- 11.2** Approve the updated Public Comment Policy and Procedure and its inclusion in the Board Approved Policy Manual.
- 12.0 CLOSED SESSION** President Anderson
- 12.1** Approval to convene into closed session of the Fox Valley Park District Board of Commissioners to consider one or more of the following subjects under the Open Meetings Act: Appointment, employment, compensation, discipline, performance, or dismissal of specific employees of the District or its legal counsel; collective negotiation matters between the District and its employees or representatives or deliberations regarding salary schedules for one or more classes of employees; the purchase or lease of real estate or whether to acquire real estate, or the setting of a price for sale or lease of property of the District; pending, probable or imminent litigation (for which a specific finding shall be stated and recorded in the minutes); review of the minutes of lawfully closed sessions.
- 13.0 RETURN TO OPEN SESSION** President Anderson
- 13.1** Approve Closed Session minutes from July 19, 2021. President Anderson
- 13.2** Approve Resolution 21-025 to release closed session minutes and destroy audio recordings of closed session minutes. Attorney Hodge
- 13.3** President’s Comments. President Anderson
- 14.0 ADJOURNMENT** President Anderson

The Fox Valley Park District is subject to the requirements of the Americans with Disabilities Act of 1990. Individuals with disabilities who plan to attend this meeting and who require certain accommodations in order to allow them to observe and/or participate in this meeting, or who have questions regarding the accessibility of the meeting or the facilities, are required to contact ADA Coordinator, Mr. Jeff Palmquist at (630-897-0516) promptly to allow the District to make reasonable accommodations.



**FOX VALLEY PARK DISTRICT
BOARD OF COMMISSIONERS**
Serving the Fox Valley Park District
Kane, DuPage, Kendall and Will Counties, Illinois
OPEN SESSION MEETING MINUTES
July 19, 2021 5:00 PM
Cole Administration Center
101 W. Illinois Avenue, Aurora

1.0 CALL MEETING TO ORDER

President Anderson called the meeting to order at 5:00PM.

2.0 PLEDGE OF ALLEGIANCE AND MOMENT OF SILENCE

President Anderson led the recitation of the Pledge of Allegiance.

3.0 ROLL CALL

President Anderson directed the Board Secretary to take attendance by roll call. The following members of the Fox Valley Park District Board of Commissioners were present: Al Broholm, Jerry Butler, Marea Clement, Mary Anne Cummings, Matt Hicks, Jr., and President Chuck Anderson. A quorum was present. Joe Grisson joined the meeting at 5:02pm, after roll call was taken. Also present: Executive Director Jim Pilmer, Attorney Hodge, Department Directors Ijams, Kramer, Michael, Palmquist, Paprocki, Santoria, Summer, and Interim Director Halverson; administrative staff and guests.

4.0 ADDENDA TO THE AGENDA

None presented.

5.0 CONSENT AGENDA

5.1 Approve the Open Session meeting minutes of June 14, 2021.

5.2 Approve payables for the period ending June 30, 2021 in the amount of \$1,706,319.38.

5.3 Approve payroll for the period ending June 30, 2021 in the amount of \$1,158,109.

5.4 Approve the statement of estimated revenues and expenses for period ending May 31, 2021.

5.5 Approval of accounts receivable write-offs for July 2021 in the amount of \$868.

5.6 Approve Department Directors and other reports.

5.7 Approve the capital projects permitting fees & charges, cost summaries, and project bid schedule reports.

5.8 Approve the annual fee increase for Blackberry Farm's Wedding Venue for 2023 and 2024.

5.9 Approve the list of rotational HVAC contractors as presented.

A motion and a second was made to approve the consent agenda as presented. Roll call voting Aye: Al Broholm, Jerry Butler, Marea Clement, Mary Anne Cummings, Matt Hicks, Jr., and President Chuck Anderson. Voting Nay: none, and the consent agenda was approved.

6.0 PRESENTATIONS AND SPECIAL RECOGNITION

6.1 Long Term Financial Forecast

Director Paprocki presented the Five-Year Financial Forecast for the District. Highlights of the presentation include:

- Health check of Vaughan Athletic Center, Prisco and Eola Community Centers, Stuart Sports Complex, Blackberry Farm, and Red Oak Nature Center that includes a three full-year comparison and 2021 year-to-date of revenues generated by Recreation and operating & maintenance expenses from Operations.

- Top five performing programs through June 30, 2021: ECare at Prisco and Eola, Indoor Youth Tennis, Eola Summer Camp, and Swim Team.
- Current condition of Operating, Recreation and Museum fund balances, which are healthy and meet or exceed the goal of 3-6, 3-5, 3-4 months respectively.
- Debt capacity overview including current total outstanding debt of \$23,382,711. The District has the ability to issue \$26,111,243 in additional debt without the need for a referendum, or \$119,870,428 with a referendum. This allows for a generous capacity for financial leverage if needed in the future.
- Revenue assumptions for 2022-2026 include not increasing the annual tax levy by more than 4%, reallocation of the levy from the Recreation to the General Operating funds, and a full recovery of 2019 revenue levels in 2-5 years.
- Expense assumptions for 2022-2026 include 1.5% average annual increase in operating expenses, and bond issuances (and related expenses) in 2021 and 2024.
- Considerations for 2022 budget include a projected total ending fund balance capital position of \$16,292,323 at the end of 2021.
- Recommendations from Speer include a spend down of remaining bond proceeds and a \$5,000,000 debt issuance in late 2021/early 2022 which will not increase FVPD taxes on residents' tax bill and would be paid off in two years.

7.0 PUBLIC COMMENT

None presented.

8.0 ATTORNEY BUSINESS

Attorney Hodge reported that the final tax objection case filed in DuPage County has been dismissed.

9.0 EXECUTIVE DIRECTOR BUSINESS

9.1 Executive Director's Report

Director Pilmer reported on the following:

- An opinion article and interpretive signs regarding Weston Avenue Park are at the Commissioners' places.
- The City of Aurora begins their part of the work on drainage at Golfview Park which will cause some temporary closures of the Gilman Trail.
- Golf For Kids 2021, led by Frank Johnson and Rachel Ossyra netted \$82,000 which will fund programming through the Fox Valley Park Foundation scholarships.
- Chief David Summer presented the Ten Shared Principles between the NAACP Illinois State Conference and the Illinois Association of Chiefs of Police, adopted by the Fox Valley Park District Police Department. A motion and a second was made to endorse the Ten Shared Principals. Roll call voting Aye: Al Broholm, Jerry Butler, Marea Clement, Mary Anne Cummings, Joe Grisson, Matt Hicks, Jr., and President Chuck Anderson; voting Nay: none and the endorsement was approved.

10.0 CONTINUED BUSINESS

None presented.

11.0 NEW BUSINESS

11.1 Approve the naming of the 0.51-acre park site at the northeast corner of Grove Street and Beckwith Street as Falkos Park.

Jeff Palmquist recommended approval of the naming of Falkos Park. A motion and a second was made to approve. Roll call voting Aye: Al Broholm, Jerry Butler, Marea Clement, Mary Anne Cummings, Joe Grisson, Matt Hicks, Jr., and President Chuck Anderson; voting Nay: none and the park naming was approved.

11.2 Approve the 2021 Various Parking Lot Rehabilitation Project to Geneva Construction Company in the amount of \$209,388.69.

John Kramer recommended approval of the parking lot rehabilitation projects by Geneva Construction Company. A motion and a second was made to approve. Roll call voting Aye: Al Broholm, Jerry Butler, Marea Clement, Mary Anne Cummings, Joe Grisson, Matt Hicks, Jr., and President Chuck Anderson; voting Nay: none and the parking lot project to Geneva Construction Company was approved.

11.3 Approve the Orchard Valley Golf Cart Path Extension Improvements to Chicagoland Paving in the amount of \$110,000.

John Kramer recommended approval of the Orchard Valley golf cart path extension project. A motion and a second was made to approve. Roll call voting Aye: Al Broholm, Jerry Butler, Marea Clement, Mary Anne Cummings, Joe Grisson, Matt Hicks, Jr., and President Chuck Anderson; voting Nay: none and the golf cart path extension improvements were approved.

President Anderson shared that he recently attended the Illinois Sports Turf Managers Association Vendor Field Day at Stuart Sports Complex. Chris Kuehn is a board member of ISTMA and did an outstanding job coordinating the event. President Anderson also mentioned that he attended a performance of Newsies, in which some of his grandchildren were performers. He thought it was a great show, very well done, and was happy to see everyone together and having a great time.

12.0 CLOSED SESSION

The Board of Commissioners moved into closed session to consider one or more of the following subjects under the Open Meetings Act: Appointment, employment, compensation, discipline, performance, or dismissal of specific employees of the District or its legal counsel; collective negotiation matters between the District and its employees or representatives or deliberations regarding salary schedules for one or more classes of employees; the purchase or lease of real estate or whether to acquire real estate, or the setting of a price for sale or lease of property of the District; pending, probable or imminent litigation; review of the minutes of lawfully closed sessions.

A motion and a second was made to move from open to closed session. Voice voting Aye: Al Broholm, Jerry Butler, Marea Clement, Maryanne Cummings, Joe Grisson, Matt Hicks, Jr., and President Chuck Anderson. Voting Nay: none, and the Board of Commissioners adjourned open session at 6:00PM.

13.0 RETURN TO OPEN SESSION

The Board of Commissioners returned to open session at 6:54PM.

14.0 ADJOURNMENT

A motion and a second was made to adjourn. Voice voting Aye: Al Broholm, Jerry Butler, Marea Clement, Maryanne Cummings, Joe Grisson, Matt Hicks, Jr., and President Chuck Anderson. Voting Nay: none, and the Board of Commissioners adjourned at 6:59PM.

Respectfully submitted by:

Kim Nooncaster
Board Secretary

Fox Valley Park District

Bills List

For month ending 7/31/2021



Vendor	Paid Date	Description	Net Amount
300 Galena Auto Repairs, Inc	7/21/2021	Vehicle Wash	\$6.00
300 Galena Auto Repairs, Inc	7/21/2021	Vehicle Wash	\$6.00
300 Galena Auto Repairs, Inc	7/21/2021	Vehicle Wash	\$6.00
300 Galena Auto Repairs, Inc	7/21/2021	Vehicle Wash	\$6.00
300 Galena Auto Repairs, Inc	7/21/2021	Vehicle Wash	\$6.00
300 Galena Auto Repairs, Inc Total			\$30.00
4Imprint, Inc	7/7/2021	Cutlery, Cookware, Dishes, Glassware, Silverware	\$339.22
4Imprint, Inc	7/7/2021	Cutlery, Cookware, Dishes, Glassware, Silverware	\$339.22
4Imprint, Inc Total			\$678.44
A Zoo To You	7/7/2021	Animal Feed	\$1,560.00
A Zoo To You	7/14/2021	Barn Animal Exhibit July Aug 2021	\$18,000.00
A Zoo To You	7/14/2021	Animal Feed	\$1,618.00
A Zoo To You	7/14/2021	Animal Feed	\$3,186.00
A Zoo To You	7/28/2021	Animal Feed	\$1,960.00
A Zoo To You Total			\$26,324.00
A.M. Leonard, Inc	7/7/2021	Tools	\$155.99
A.M. Leonard, Inc Total			\$155.99
Abigail M Shepherd	7/7/2021	Expense Reimbursement	\$25.00
Abigail M Shepherd Total			\$25.00
Accurate Industries, Inc	7/7/2021	New Sauna And Installation	\$3,000.00
Accurate Industries, Inc Total			\$3,000.00
Ace Hardware	7/7/2021	Equipment Parts	\$9.60
Ace Hardware	7/7/2021	Tools	\$43.17
Ace Hardware	7/7/2021	Equipment Parts	\$8.54
Ace Hardware	7/7/2021	Spray Paint For Soccer Corner Marks	\$28.58
Ace Hardware	7/7/2021	Tools For Ballfield Maintenance	\$285.19
Ace Hardware	7/7/2021	Shop Supplies	\$7.54
Ace Hardware	7/7/2021	Silicone - Toro Tank Repair	\$7.19
Ace Hardware	7/7/2021	Equipment Parts	\$7.36
Ace Hardware	7/7/2021	Shop Supplies	\$6.29
Ace Hardware	7/7/2021	Paint - Operations	\$7.00
Ace Hardware	7/7/2021	Paint Supplies	\$19.48
Ace Hardware	7/7/2021	Playground Parts	\$14.53
Ace Hardware	7/7/2021	Playground Parts	\$2.34
Ace Hardware	7/7/2021	Building Material - Operations	\$3.50
Ace Hardware	7/7/2021	Program Supplies	\$22.41
Ace Hardware Total			\$472.72
Advanced Material Services, Llc	7/14/2021	Mulch For District Sites	\$784.00
Advanced Material Services, Llc	7/14/2021	Mulch For Mccullough Park	\$686.00
Advanced Material Services, Llc	7/21/2021	Mulch For District Sites	\$686.00
Advanced Material Services, Llc	7/21/2021	Shredded Hardwood Mulch	\$392.00
Advanced Material Services, Llc Total			\$2,548.00

Fox Valley Park District Bills List

For month ending 7/31/2021



Vendor	Paid Date	Description	Net Amount
Advanced Turf Solutions	7/7/2021	Spreading Of 150 Acres Of Fertilizer	\$4,500.00
Advanced Turf Solutions Total			\$4,500.00
Advantage Government Strategies, Llc	7/7/2021	Consulting Services	\$6,250.00
Advantage Government Strategies, Llc	7/7/2021	Consulting Services	\$6,250.00
Advantage Government Strategies, Llc Total			\$12,500.00
Airgas Usa Llc	7/21/2021	Fleet Welding Gas Tank Rentals	\$361.22
Airgas Usa Llc	7/21/2021	Fleet Welding Gas Tank Rentals	\$104.66
Airgas Usa Llc Total			\$465.88
Alarm Detection Systems Inc	7/14/2021	Replace Flush Bolts - Ovgc	\$194.40
Alarm Detection Systems Inc	7/14/2021	Relocate Existing Cameras - Phillips	\$815.10
Alarm Detection Systems Inc	7/14/2021	Alarm Camera Work - Splash	\$233.00
Alarm Detection Systems Inc	7/14/2021	Alarm Reprogramming - Bfarm	\$302.00
Alarm Detection Systems Inc	7/14/2021	100 Pad Locks For Parks And Dsitrc Facilities	\$2,015.00
Alarm Detection Systems Inc	7/21/2021	Installation Of Access Keypad	\$2,103.77
Alarm Detection Systems Inc Total			\$5,663.27
Albertsons / Safeway	7/7/2021	Fruity Friday	\$54.29
Albertsons / Safeway		Supplies	\$45.00
Albertsons / Safeway		Mini Camps Supplies	\$4.46
Albertsons / Safeway		Camp Supplies	\$5.98
Albertsons / Safeway Total			\$109.73
Allegiant Fire Protection Llc	7/28/2021	Recomended Repairs After Sprinkler Testing	\$1,180.00
Allegiant Fire Protection Llc Total			\$1,180.00
Allen Pepa Architects Aurora Studio, Inc	7/7/2021	Architectural Services	\$9,860.00
Allen Pepa Architects Aurora Studio, Inc Total			\$9,860.00
Amazon	7/6/2021	Volleyballs For Sand Volleyball League	\$129.90
Amazon	7/6/2021	Supplies For Staff Meeting And Gymnastics Team	\$80.56
Amazon	7/6/2021	Pinpad Mounts And Dvd Player	\$294.87
Amazon	7/6/2021	Athletic Field Supplies	\$645.20
Amazon	7/6/2021	Athletic Field Supplies	\$213.07
Amazon	7/6/2021	Athletic Field Supplies	\$3,784.68
Amazon	7/6/2021	Sporting Goods, Athletic Eqp & Athletic Facility	\$398.00
Amazon	7/6/2021	Sd Card, Display Adapters, Mice And Kb's	\$327.08
Amazon	7/6/2021	Sd Card, Display Adapters, Mice And Kb's	\$224.00
Amazon	7/6/2021	Flags	\$33.89
Amazon	7/6/2021	Power Strips	\$401.80
Amazon	7/6/2021	Office Supplies	\$73.91
Amazon	7/6/2021	Summer Camp Supplies	\$14.00
Amazon	7/6/2021	Summer Camp Supplies	\$66.73
Amazon	7/6/2021	Crafts, Gen	\$162.90
Amazon	7/6/2021	Outdoor Coolers & Water Jugs	\$55.14
Amazon	7/6/2021	Outdoor Coolers & Water Jugs	\$212.40



Fox Valley Park District Bills List

For month ending 7/31/2021

Vendor	Paid Date	Description	Net Amount
Amazon	7/6/2021	Tv Stand	\$98.29
Amazon	7/6/2021	Office Supplies	\$105.96
Amazon	7/6/2021	Soap Dispensers	\$108.12
Amazon	7/6/2021	Summer Camp Supplies	\$18.71
Amazon	7/6/2021	Summer Camp Supplies	\$140.54
Amazon	7/6/2021	Umbrellas	\$14.75
Amazon	7/6/2021	Umbrellas	\$799.80
Amazon	7/6/2021	Umbrellas	\$13.95
Amazon	7/6/2021	Office Supplies	\$29.99
Amazon	7/6/2021	Special Event & Office Supplies	\$231.59
Amazon	7/6/2021	Pinpad Mount	\$105.40
Amazon	7/6/2021	Outdoor Aquatics Program Supplies	\$135.95
Amazon	7/6/2021	Outdoor Aquatics Program Supplies	\$1,129.59
Amazon	7/6/2021	Active Senior Programming Supplies	\$99.46
Amazon	7/6/2021	Active Senior Programming Supplies	\$120.47
Amazon	7/6/2021	Nature Center Program Supplies	\$29.99
Amazon	7/6/2021	Office Supplies, Gen	\$15.98
Amazon	7/6/2021	Summer Stage Percussion Instrument	\$239.00
Amazon	7/6/2021	Item: Arkon Heavy Duty Tablet Mount	\$186.04
Amazon	7/6/2021	Cameras For Terry Ave Trail Head Serveillance	\$269.94
Amazon	7/6/2021	Tees For League	\$85.50
Amazon	7/6/2021	Summer Blast Camp Supplies	\$29.90
Amazon	7/6/2021	Summer Blast Camp Supplies	\$205.09
Amazon	7/6/2021	Weight Scale For Eola Fitness	\$299.90
Amazon	7/6/2021	Receipt Printers And Pin Pad Cables	\$294.39
Amazon	7/6/2021	Receipt Printers And Pin Pad Cables	\$152.00
Amazon	7/6/2021	Crafts, Specialized	\$11.98
Amazon	7/6/2021	Crafts, Specialized	\$17.03
Amazon	7/6/2021	Crafts, Specialized	\$144.24
Amazon	7/6/2021	Bbf Supplies	\$14.50
Amazon	7/6/2021	Bbf Supplies	\$26.70
Amazon	7/6/2021	Office Supplies, Gen	\$35.19
Amazon	7/6/2021	Outdoor First Aid & Office Supplies	\$19.49
Amazon	7/6/2021	Outdoor First Aid & Office Supplies	\$60.50
Amazon	7/6/2021	Soap Dispensers	\$134.64
Amazon	7/6/2021	Message Spindle	\$6.59
Amazon	7/6/2021	Externaldvd Palyer And Bluray Dvd Player	\$111.91
Amazon	7/6/2021	Supplies For Summer Blast Camp	\$99.48
Amazon	7/6/2021	Ice Packs	\$279.80
Amazon	7/6/2021	Cash Boxes & Calculators For Splash&Phillips	\$29.95
Amazon	7/6/2021	Cash Boxes & Calculators For Splash&Phillips	\$131.40
Amazon	7/6/2021	School Eqp, Teaching Aids, & Supplies	\$55.90
Amazon	7/6/2021	Sports Camp Supplies	\$159.33
Amazon	7/6/2021	Bbf Supplies	\$13.90

Fox Valley Park District
Bills List
For month ending 7/31/2021

Vendor	Paid Date	Description	Net Amount
Amazon	7/6/2021	Office Supplies	\$101.96
Amazon	7/6/2021	Gift Shop Inventory	\$18.98
Amazon	7/6/2021	Summer Camp Supplies	\$97.00
Amazon	7/6/2021	Summer Camp Supplies	\$22.89
Amazon	7/6/2021	Summer Camp Supplies	\$100.84
Amazon	7/6/2021	Giftshop Purchasing	\$25.02
Amazon	7/6/2021	Giftshop Purchasing	\$53.98
Amazon	7/6/2021	Giftshop Purchasing	\$211.41
Amazon	7/6/2021	Replacement Remote Control	\$6.89
Amazon	7/6/2021	Outdoor Pool Supplies	\$33.53
Amazon	7/6/2021	Outdoor Pool Supplies	\$1,235.96
Amazon	7/6/2021	Summer Blast Camp	\$111.04
Amazon	7/6/2021	Hot Surface Stickers	\$20.09
Amazon	7/6/2021	Presentation Mouse For Tv	\$89.99
Amazon	7/6/2021	Fitness Equipment Needs	\$7.99
Amazon	7/6/2021	Furniture: Office	\$1,440.80
Amazon	7/6/2021	Summer Stage Costumes	\$164.85
Amazon	7/6/2021	Summer Stage Costumes	\$118.80
Amazon	7/6/2021	Summer Stage Costumes	\$352.07
Amazon	7/6/2021	Gift Shop Items For Purchase	\$42.73
Amazon	7/6/2021	Ipad Case	\$76.49
Amazon	7/6/2021	Credit Memo	(\$29.40)
Amazon	7/6/2021	Credit Memo	(\$553.60)
Amazon	7/6/2021	Credit Memo	(\$1,442.93)
Amazon	7/6/2021	Credit Memo	(\$19.99)
Amazon	7/6/2021	Credit Memo	(\$10.97)
Amazon	7/6/2021	Credit Memo	(\$51.94)
Amazon	7/6/2021	Credit Memo	(\$53.98)
Amazon	7/6/2021	Credit Memo	(\$105.96)
Amazon	7/6/2021	Summer Camp Supplies	(\$47.74)
Amazon	7/6/2021	Summer Camp Supplies	(\$47.98)
Amazon	7/6/2021	Cash Boxes & Calculators For Splash&Phillips	(\$21.90)
Amazon Total			\$15,377.88
Amerigas Propane, Lp	7/14/2021	Propane - Bfarm	\$574.68
Amerigas Propane, Lp	7/14/2021	Propane - Mowers	\$2,056.83
Amerigas Propane, Lp Total			\$2,631.51
Anderson Elevator Company	7/21/2021	Elevator Prev Maint - Vac	\$160.00
Anderson Elevator Company	7/21/2021	Elevator Prev Maint - Eola	\$160.00
Anderson Elevator Company Total			\$320.00
Aqua Pure Enterprises Inc	7/7/2021	Aq Maint Supplies - Phillips	\$205.64
Aqua Pure Enterprises Inc	7/7/2021	Sodium Bisulfate	\$877.95
Aqua Pure Enterprises Inc	7/7/2021	Splash Grate Pool Sections 25	\$1,038.70
Aqua Pure Enterprises Inc	7/7/2021	Materials To Repair 12 Inch Supply Piping	\$4,788.18
Aqua Pure Enterprises Inc	7/7/2021	Pool Chemicals - Splash	\$9,737.95



Fox Valley Park District Bills List

For month ending 7/31/2021

Vendor	Paid Date	Description	Net Amount
Aqua Pure Enterprises Inc	7/7/2021	Pool Chemicals - Vac	\$9,737.95
Aqua Pure Enterprises Inc	7/7/2021	Pool Chemicals - Vac	\$937.95
Aqua Pure Enterprises Inc	7/7/2021	Pool Chemicals - Splash	\$937.95
Aqua Pure Enterprises Inc	7/7/2021	Pool Chemicals - Phillips	\$937.95
Aqua Pure Enterprises Inc	7/7/2021	Aq Maint Supplies - Phillips	\$65.33
Aqua Pure Enterprises Inc	7/7/2021	Ppac Ladder	\$1,140.51
Aqua Pure Enterprises Inc	7/7/2021	Pool Chemicals - Splash	\$6,497.95
Aqua Pure Enterprises Inc	7/7/2021	Pool Chemicals - Phillips	\$6,968.95
Aqua Pure Enterprises Inc	7/7/2021	Prominent Controler Upgrade At Ppac	\$7,447.62
Aqua Pure Enterprises Inc	7/7/2021	Ppac Spring Chemical Feed Equipment Start Up	\$5,735.24
Aqua Pure Enterprises Inc	7/14/2021	Ppac Vfd Service	\$1,700.00
Aqua Pure Enterprises Inc	7/21/2021	Splash Parts And Service Based On Idph Inspection	\$3,271.18
Aqua Pure Enterprises Inc Total			\$62,027.00
Aquamoon, Llc	7/7/2021	Aquatic Tank Maintenance	\$645.00
Aquamoon, Llc	7/14/2021	Lobby Andf Turtle Tank Maintenance	\$645.00
Aquamoon, Llc Total			\$1,290.00
Artlip And Sons Inc	7/7/2021	Hvac Repair - Ovgc	\$270.50
Artlip And Sons Inc	7/14/2021	Phillips Pool Boiler Repairs	\$1,615.82
Artlip And Sons Inc	7/14/2021	Rtu Repair - Cole	\$592.00
Artlip And Sons Inc	7/14/2021	Vac Changing Room Rtu Repair	\$738.91
Artlip And Sons Inc	7/14/2021	Service Hvac - Cole	\$388.50
Artlip And Sons Inc	7/14/2021	Repair Pool Boiler - Phillips	\$589.68
Artlip And Sons Inc	7/14/2021	Repair Hvac - Phillips	\$139.25
Artlip And Sons Inc	7/14/2021	Hvac Spring Preventive Maint - Vac	\$3,397.50
Artlip And Sons Inc	7/14/2021	Prisco Locker Room Rtu Repair	\$1,661.29
Artlip And Sons Inc Total			\$9,393.45
At & T	7/7/2021	Vac Elevator,Area Of Rescue 6/25 - 7/24	\$113.47
At & T	7/7/2021	Vac Fax 6/25 - 7/24	\$55.45
At & T	7/21/2021	Bfarm Fax 7/7 - 8/6	\$61.20
At & T	7/21/2021	Bfarm Summer Kitchen 7/7 - 8/6	\$54.73
At & T	7/28/2021	Splash, Greenhouse, Phillips 7/19 - 8/18	\$819.96
At & T Total			\$1,104.81
At&T	7/7/2021	Internet - Ovgc	\$120.41
At&T	7/14/2021	Circuit Service	\$3,734.59
At&T Total			\$3,855.00
At&T Mobility	7/14/2021	Att Fleet Complete Gps 2021	\$3,519.07
At&T Mobility	7/14/2021	Att Fleet Complete Gps 2021	\$4,027.59
At&T Mobility	7/14/2021	Att Fleet Complete Gps 2021	\$3,646.31
At&T Mobility	7/14/2021	Att Fleet Complete Gps 2021	\$965.23
At&T Mobility	7/14/2021	Att Fleet Complete Gps 2021	\$3,665.23
At&T Mobility Total			\$15,823.43
Aurora Truck Center	7/7/2021	Equipment Parts	\$318.69



Fox Valley Park District Bills List

For month ending 7/31/2021

Vendor	Paid Date	Description	Net Amount
Aurora Truck Center	7/7/2021	Equipment Parts	\$97.62
Aurora Truck Center Total			\$416.31
Babolat	7/7/2021	Vac Tennis Shop Merchandise	\$134.99
Babolat Total			\$134.99
Baxter & Woodman, Inc	7/7/2021	Gis Layers	\$2,028.75
Baxter & Woodman, Inc	7/7/2021	Fox River Trail Signage Investigation And Design	\$10,717.50
Baxter & Woodman, Inc	7/7/2021	Contractual Maintenance Mgmt Aquatic	\$3,869.60
Baxter & Woodman, Inc	7/7/2021	2021 Asphalt Park Improvement Designs	\$10,362.50
Baxter & Woodman, Inc	7/14/2021	Rfid Engineering	\$412.50
Baxter & Woodman, Inc Total			\$27,390.85
Bdk Door Inc	7/7/2021	Rekey Locks And Adjust Closers/Strikes At Splash	\$540.00
Bdk Door Inc	7/7/2021	Repairs On Child Care Electrical Room Door	\$667.50
Bdk Door Inc	7/14/2021	Rolling Gate Repair At Cole Center	\$1,735.00
Bdk Door Inc	7/14/2021	Bbf House Storm Door Repair	\$655.00
Bdk Door Inc	7/21/2021	Ab16 Keys Cut & Stamped	\$20.00
Bdk Door Inc Total			\$3,617.50
Beacon Athletics	7/21/2021	Baseball Equipment	\$2,623.00
Beacon Athletics Total			\$2,623.00
Benjamin A Jimenez	7/21/2021	Summer Blast Camp	\$650.00
Benjamin A Jimenez Total			\$650.00
Best Buy For Business		Replacement Television	\$377.98
Best Buy For Business Total			\$377.98
Bmo Harris Equipment Finance	7/7/2021	2017 Debt Certificate Payment	\$214,847.00
Bmo Harris Equipment Finance Total			\$214,847.00
Bob's Best Septic, Inc	7/21/2021	Pumped Septic - N. Aurora Island	\$420.00
Bob's Best Septic, Inc Total			\$420.00
Brett L Meier	7/14/2021	Expense Reimbursement	\$73.18
Brett L Meier Total			\$73.18
Brink's Incorporated	7/21/2021	Contracted Services	\$521.72
Brink's Incorporated	7/21/2021	Contracted Services	\$204.49
Brink's Incorporated	7/21/2021	Contracted Services	\$2,334.51
Brink's Incorporated Total			\$3,060.72
Bsn Sports Inc	7/21/2021	Baseball Prep Supplies	\$1,607.92
Bsn Sports Inc Total			\$1,607.92
Buck Services, Inc	7/7/2021	Custodial Services For Splash	\$7,391.75
Buck Services, Inc	7/7/2021	Custodial Services For Phillips Aquatic Park	\$2,989.00
Buck Services, Inc	7/21/2021	Contractual Cleaning - Bfarm	\$7,365.75
Buck Services, Inc	7/21/2021	Contractual Cleaning - Prisco	\$19,809.50
Buck Services, Inc	7/21/2021	Contractual Cleaning - Red Oak	\$2,546.75
Buck Services, Inc	7/21/2021	Custodial Services For Splash	\$1,522.50

Fox Valley Park District

Bills List

For month ending 7/31/2021



Vendor	Paid Date	Description	Net Amount
Buck Services, Inc	7/21/2021	Custodial - Cole,Maint Shops,Boxing Club,Stuart	\$8,942.50
Buck Services, Inc	7/21/2021	Contractual Cleaning - Eola	\$33,107.75
Buck Services, Inc	7/21/2021	Custodial Services For Phillips Aquatic Park	\$2,119.75
Buck Services, Inc	7/21/2021	Vac Janitorial Services	\$26,031.75
Buck Services, Inc Total			\$111,827.00
Bumper To Bumper Aurora	7/7/2021	Fuel Line Hose - Stuart	\$23.47
Bumper To Bumper Aurora Total			\$23.47
Burriss Equipment Co.	7/7/2021	Used Water Trailer	\$3,000.00
Burriss Equipment Co.	7/7/2021	Tough Cut Deck For Ventrac And Outside Wheel	\$4,976.40
Burriss Equipment Co.	7/7/2021	Parts To Repair 1638 Smithco Paint Line Marker	\$761.01
Burriss Equipment Co.	7/7/2021	Equipment Parts	\$158.73
Burriss Equipment Co. Total			\$8,896.14
Burroak Masonry	7/14/2021	Blackhawk Id Sign Repairs	\$3,500.00
Burroak Masonry Total			\$3,500.00
Cantigny Park		Senior Trip Down Payment	\$50.00
Cantigny Park		Senior Trip Down Payment	\$50.00
Cantigny Park Total			\$100.00
Capital Printing & Die Cutting, Inc	7/7/2021	Business Cards	\$139.40
Capital Printing & Die Cutting, Inc	7/7/2021	Business Cards	\$54.50
Capital Printing & Die Cutting, Inc Total			\$193.90
Carolyn Gasik	7/7/2021	Personal Trainer - Eola	\$374.14
Carolyn Gasik	7/21/2021	Personal Trainer - Eola	\$271.49
Carolyn Gasik Total			\$645.63
Carrico Aquatic Resources, Inc	7/7/2021	Vac Contractual Pool Services	\$600.00
Carrico Aquatic Resources, Inc Total			\$600.00
Carroll Construction Supply	7/7/2021	Paint Supplies	\$437.39
Carroll Construction Supply	7/14/2021	Bldg Material - Operations	\$20.00
Carroll Construction Supply Total			\$457.39
Casey Patschke	7/22/2021	Fence Repair	\$120.00
Casey Patschke Total			\$120.00
Cctmo Llc	7/7/2021	Copley Boxing Antenna Rental	\$450.88
Cctmo Llc Total			\$450.88
Chicago Communications Llc	7/21/2021	Radio Contract	\$9,850.00
Chicago Communications Llc		Splash Radio Rentals	\$2,465.00
Chicago Communications Llc		Radio Rentals For Bbf	\$3,000.00
Chicago Communications Llc Total			\$15,315.00
Chicago Tribune Media Group	7/21/2021	Legal Notice - Audit/Treasurer's Report	\$72.86
Chicago Tribune Media Group	7/21/2021	Legal Notice - Ovgc Golf Cart Path	\$327.87
Chicago Tribune Media Group		(2) Month Subscription	\$70.24
Chicago Tribune Media Group Total			\$470.97
Cintas	7/7/2021	Shop Towels,Covers,Sanis Service	\$76.63

Fox Valley Park District

Bills List

For month ending 7/31/2021



Vendor	Paid Date	Description	Net Amount
Cintas	7/7/2021	Shop Towels, Covers, Sanis Service	\$76.63
Cintas	7/21/2021	Shop Towel, Covers, Sanis Service	\$76.63
Cintas	7/21/2021	Shop Towels, Covers, Sanis Service	\$76.63
Cintas	7/21/2021	Shop Towels, Covers, Sanis Service	\$76.63
Cintas Total			\$383.15
City Of Aurora	7/21/2021	Food/Beverage Tax For June 2021	\$13.88
City Of Aurora Total			\$13.88
City Of Aurora/Water Department	7/14/2021	Hydrant Meter 18095056 4/9 - 6/18	\$60.00
City Of Aurora/Water Department	7/14/2021	MLk 4/23 - 6/25	\$918.80
City Of Aurora/Water Department	7/14/2021	Phillips Aquatic 4/23 - 6/25	\$28,443.80
City Of Aurora/Water Department	7/14/2021	Lebanon 4/23 - 6/25	\$43.80
City Of Aurora/Water Department	7/14/2021	Phillips Aquatic 4/23 - 6/25	\$533.80
City Of Aurora/Water Department	7/14/2021	Boxing Club 4/23 - 6/24	\$68.80
City Of Aurora/Water Department	7/14/2021	Weston 4/23 - 6/25	\$83.80
City Of Aurora/Water Department	7/21/2021	Greene Field 5/7 - 7/2	\$137.80
City Of Aurora/Water Department	7/21/2021	Blackhawk 5/7 - 7/2	\$2,821.00
City Of Aurora/Water Department	7/21/2021	Wilbert Walters 5/7 - 7/2	\$39.00
City Of Aurora/Water Department	7/21/2021	Cole 5/11 - 7/8	\$1,068.60
City Of Aurora/Water Department	7/21/2021	Prisco 5/7 - 7/2	\$3,356.60
City Of Aurora/Water Department	7/21/2021	New Haven 5/7 - 7/2	\$423.80
City Of Aurora/Water Department Total			\$37,999.60
Coleen M Carlson	7/28/2021	Expense Reimbursement	\$17.97
Coleen M Carlson Total			\$17.97
Comcast Cable	7/7/2021	Internet - Oakhurst 7/1 - 7/30	\$188.35
Comcast Cable	7/7/2021	Internet - Greenhouse 7/4 - 8/3	\$178.40
Comcast Cable	7/7/2021	Internet - Splash 7/4 - 8/3	\$233.40
Comcast Cable	7/7/2021	Cable - Prisco Fitness 7/2 - 8/1	\$142.98
Comcast Cable	7/21/2021	Internet - Phillips 7/10 - 8/9	\$113.35
Comcast Cable Total			\$856.48
Comed	7/7/2021	Westwood Park 5/28 - 6/29	\$24.38
Comed	7/7/2021	Bfarm 5/28 - 6/29	\$38.26
Comed	7/7/2021	Barnes Rd Maint 5/28 - 6/29	\$14.62
Comed	7/14/2021	Jewel Park/School 6/4 - 7/6	\$72.50
Comed	7/14/2021	Blackhawk 6/4 - 7/6	\$40.97
Comed	7/28/2021	Lebanon 6/18 - 7/20	\$36.57
Comed	7/28/2021	Austin 6/18 - 7/20	\$52.34
Comed Total			\$279.64
Comers Welding Service Inc	7/14/2021	Mini Skid Trailer Upfitting	\$2,540.00
Comers Welding Service Inc Total			\$2,540.00
Communications Direct Inc		Walkie Talkies Grant	\$580.00
Communications Direct Inc Total			\$580.00

Fox Valley Park District Bills List

For month ending 7/31/2021



Vendor	Paid Date	Description	Net Amount
Communities In Schools	7/28/2021	Grant Reimbursement	\$43,386.00
Communities In Schools Total			\$43,386.00
Concentric Integration, Llc	7/7/2021	Scada Annual Subscription	\$6,092.90
Concentric Integration, Llc Total			\$6,092.90
Conserv Fs, Inc	7/21/2021	2 Pallets Of Grass Seed	\$3,380.00
Conserv Fs, Inc	7/14/2021	Sureguard For Weeds In Parks	\$2,340.00
Conserv Fs, Inc Total			\$5,720.00
Constellation Newenergy-Electric	7/7/2021	Wheatland 5/25 - 6/24	\$36.95
Constellation Newenergy-Electric	7/7/2021	Bfarm 5/28 - 6/29	\$1,945.29
Constellation Newenergy-Electric	7/7/2021	Stuart Sports 5/24 - 6/23	\$1,627.84
Constellation Newenergy-Electric	7/7/2021	Phillips 5/18 - 6/18	\$4,388.96
Constellation Newenergy-Electric	7/7/2021	Eola 5/20 - 6/22	\$6,120.26
Constellation Newenergy-Electric	7/14/2021	Jericho Lake 5/28 - 6/29	\$62.97
Constellation Newenergy-Electric	7/14/2021	Blackberry Trail 5/28 - 6/29	\$26.36
Constellation Newenergy-Electric	7/14/2021	Barnes Rd Maint 5/28 - 6/29	\$223.22
Constellation Newenergy-Electric	7/14/2021	Waubonsie Creek 5/20 - 6/21	\$132.68
Constellation Newenergy-Electric	7/14/2021	Archery 6/3 - 7/2	\$19.27
Constellation Newenergy-Electric	7/14/2021	Copley I Ballfield 6/1 - 6/30	\$24.45
Constellation Newenergy-Electric	7/14/2021	Montgomery 6/1 - 6/30	\$26.86
Constellation Newenergy-Electric	7/14/2021	Splash Country 5/28 - 6/29	\$5,254.83
Constellation Newenergy-Electric	7/14/2021	Prisco 6/4 - 7/6	\$5,282.23
Constellation Newenergy-Electric	7/21/2021	Greene Field 6/7 - 7/7	\$42.83
Constellation Newenergy-Electric	7/21/2021	New Haven 6/7 - 7/7	\$47.62
Constellation Newenergy-Electric	7/21/2021	Fox River Trail West 6/4 - 7/6	\$13.98
Constellation Newenergy-Electric	7/21/2021	Wilbert Walters 6/7 - 7/7	\$22.17
Constellation Newenergy-Electric	7/21/2021	Greenhouse 6/4 - 7/6	\$229.47
Constellation Newenergy-Electric	7/21/2021	Goodwin 6/8 - 7/8	\$81.69
Constellation Newenergy-Electric	7/21/2021	N.A. Restroom 6/9 - 7/9	\$28.62
Constellation Newenergy-Electric	7/21/2021	Cole Storage Building 6/8 - 7/8	\$50.04
Constellation Newenergy-Electric	7/21/2021	Cole 6/8 - 7/8	\$2,869.11
Constellation Newenergy-Electric	7/21/2021	Cool Acres 6/9 - 7/9	\$61.15
Constellation Newenergy-Electric	7/21/2021	Veteran's Island 6/8 - 7/8	\$27.40
Constellation Newenergy-Electric	7/21/2021	Schneider 6/9 - 7/9	\$24.45
Constellation Newenergy-Electric	7/21/2021	No Aurora Island 6/9 - 7/9	\$34.12
Constellation Newenergy-Electric	7/21/2021	Vac 6/7 - 7/7	\$28,305.86
Constellation Newenergy-Electric	7/21/2021	Red Oak 6/9 - 7/9	\$593.04
Constellation Newenergy-Electric	7/28/2021	Boxing Club 6/11 - 7/13	\$590.07
Constellation Newenergy-Electric	7/28/2021	Simmons 6/10 - 7/12	\$39.70
Constellation Newenergy-Electric	7/28/2021	Spring Lake 6/15 - 7/15	\$32.70
Constellation Newenergy-Electric	7/28/2021	Waubonsie Lake 6/15 - 7/15	\$77.07
Constellation Newenergy-Electric	7/28/2021	Phillips Aquatic 6/18 - 7/19	\$4,450.46

Fox Valley Park District Bills List

For month ending 7/31/2021



Vendor	Paid Date	Description	Net Amount
Constellation Newenergy-Electric	7/28/2021	Mlk 6/17 - 7/19	\$29.75
Constellation Newenergy-Electric Total			\$62,823.47
Constellation Newenergy-Gas Division, Llc	7/14/2021	Vac 6/1 - 6/30	\$2,678.40
Constellation Newenergy-Gas Division, Llc	7/14/2021	Prisco 6/1 - 6/30	\$397.08
Constellation Newenergy-Gas Division, Llc	7/14/2021	Eola 6/1 - 6/30	\$303.96
Constellation Newenergy-Gas Division, Llc	7/14/2021	Greenhouse 6/1 - 6/30	\$269.54
Constellation Newenergy-Gas Division, Llc Total			\$3,648.98
Crafton Railroad Company, Inc	7/21/2021	Train Track Repair	\$5,784.96
Crafton Railroad Company, Inc Total			\$5,784.96
Crown Gym Mats, Inc	7/7/2021	Mats For Adventure Plaground Rope Climb (2)	\$940.00
Crown Gym Mats, Inc Total			\$940.00
Crown Trophy	7/14/2021	Usta Level 5 Girls Tourney Awards	\$234.00
Crown Trophy Total			\$234.00
Cts Of Illinois, Inc	7/14/2021	Cole It Server Room Fire Semiannual Fire Test	\$549.00
Cts Of Illinois, Inc Total			\$549.00
Currie Motors Frankfort, Inc	7/28/2021	Purchase Of (3) F250 Pickups	\$80,811.00
Currie Motors Frankfort, Inc Total			\$80,811.00
Cyclones Volleyball Inc	7/14/2021	Volleyball Skills And Drills	\$882.00
Cyclones Volleyball Inc Total			\$882.00
David N Summer	7/21/2021	Expense Reimbursement	\$700.00
David N Summer Total			\$700.00
Daxko Llc	7/14/2021	Tech Service	\$3,000.00
Daxko Llc Total			\$3,000.00
Dept Of Innovation & Technology	7/7/2021	Monthly Iwin	\$309.91
Dept Of Innovation & Technology	7/28/2021	Monthly Communication From Iwin	\$309.91
Dept Of Innovation & Technology Total			\$619.82
Design Divaz Printz	7/14/2021	Personalization Of Team Leotards	\$175.00
Design Divaz Printz Total			\$175.00
Deuchler Engineering Corp	7/7/2021	Construction Administration Co	\$1,030.25
Deuchler Engineering Corp	7/21/2021	Pesticide And Flamable Storage	\$4,687.75
Deuchler Engineering Corp	7/21/2021	Cool Acres Design Engineering	\$1,935.25
Deuchler Engineering Corp	7/21/2021	Survey Work - Aurora Prairie & Copley	\$880.75
Deuchler Engineering Corp	7/21/2021	Iepa Testing Phillips Park	\$1,220.00
Deuchler Engineering Corp	7/21/2021	Iepa Testing For Splash	\$900.00
Deuchler Engineering Corp	7/21/2021	Compliance Testing At Red Oak	\$700.00
Deuchler Engineering Corp	7/21/2021	Construction Admin - Simmons	\$3,645.50
Deuchler Engineering Corp Total			\$14,999.50
Diane Buscher	7/28/2021	Expense Reimbursement	\$50.00
Diane Buscher	7/28/2021	Expense Reimbursement	\$50.00
Diane Buscher Total			\$100.00

Fox Valley Park District Bills List

For month ending 7/31/2021



Vendor	Paid Date	Description	Net Amount
Direct Fitness Solutions, Llc	7/7/2021	Vac Fitness Repairs	\$322.28
Direct Fitness Solutions, Llc	7/21/2021	Repairs To Fitness Equip - Vac	\$115.00
Direct Fitness Solutions, Llc	7/21/2021	Fitness Equip Vac	\$100.00
Direct Fitness Solutions, Llc	7/28/2021	Fitness Equipment Move At Vac And Prisco	\$2,250.00
Direct Fitness Solutions, Llc Total			\$2,787.28
Directv	7/14/2021	Monthly Fees - Eola	\$121.00
Directv Total			\$121.00
Dmarcian		Email Dmarc Record Reporting	\$24.00
Dmarcian Total			\$24.00
Dollar Tree Stores, Inc		Sidewalk Chalk	\$10.75
Dollar Tree Stores, Inc		Camp Supplies	\$39.00
Dollar Tree Stores, Inc		Gymnastics Camp Supplies	\$13.00
Dollar Tree Stores, Inc		Supplies	\$34.00
Dollar Tree Stores, Inc Total			\$96.75
Don Bohr & Sons	7/21/2021	Lincoln Dog Park Large Dog Concrete Improvements	\$9,715.00
Don Bohr & Sons	7/21/2021	Gregory Island Dog Park Concrete Replacement	\$7,270.00
Don Bohr & Sons Total			\$16,985.00
Elite Sportswear, L.P.		Competitive Gymnastics Leotard Sample	\$134.50
Elite Sportswear, L.P.		Gymnastics Team Practice Leotard	\$34.50
Elite Sportswear, L.P.		Practice Leotard	\$30.50
Elite Sportswear, L.P. Total			\$199.50
Elizabeth M Dunn	7/14/2021	Expense Reimbursement	\$21.07
Elizabeth M Dunn Total			\$21.07
Engineering Enterprises Inc	7/21/2021	Cowherd Staking And Record Drawing	\$1,471.50
Engineering Enterprises Inc	7/28/2021	Engineering & Architectural Eqp, Surveying Eqp, Dr	\$2,800.00
Engineering Enterprises Inc Total			\$4,271.50
Entertainment Industries Llc	7/21/2021	Dj Services	\$250.00
Entertainment Industries Llc Total			\$250.00
Eric R Dahmen	7/7/2021	Persoanl Trainer	\$61.88
Eric R Dahmen Total			\$61.88
Etrailer.Com		Equipment Parts	\$33.64
Etrailer.Com Total			\$33.64
Facebook		Phillips Facebook Ad	\$35.00
Facebook		Splash Country Facebook Ad	\$35.00
Facebook		Phillips Facebook Ad	\$15.00
Facebook		Splash Country Facebook Ad	\$15.00
Facebook		Phillips Facebook Ad	\$25.00
Facebook Total			\$125.00
Farm & Fleet Montgomery		Water Tank	\$173.85
Farm & Fleet Montgomery		Water Pump & Accessories	\$179.93
Farm & Fleet Montgomery Total			\$353.78

Fox Valley Park District Bills List

For month ending 7/31/2021



Vendor	Paid Date	Description	Net Amount
Fastenal Company	7/7/2021	Shop Supplies	\$152.43
Fastenal Company	7/14/2021	Shop Supplies	\$43.92
Fastenal Company	7/14/2021	Vending Safety Supplies - Oakhurst	\$174.75
Fastenal Company	7/14/2021	Shop Supplies	\$7.20
Fastenal Company	7/14/2021	Vending Safety Supplies - Oakhurst	\$291.56
Fastenal Company	7/21/2021	Vending Safety Supplies/Oil - Cole	\$159.13
Fastenal Company Total			\$828.99
Fastsigns Of Naperville	7/7/2021	(6) Signs	\$29.00
Fastsigns Of Naperville	7/7/2021	Signs - Outdoor Aquatics	\$50.25
Fastsigns Of Naperville	7/7/2021	Pickleball Signage For Simmons And Goodwin	\$576.00
Fastsigns Of Naperville	7/14/2021	Signs Soccer Goals	\$820.00
Fastsigns Of Naperville	7/14/2021	Trail Signs	\$100.00
Fastsigns Of Naperville	7/14/2021	Bocce Ball Court Signs	\$90.00
Fastsigns Of Naperville	7/14/2021	Garden Plot Signage	\$72.00
Fastsigns Of Naperville	7/21/2021	Splash Pad Signage	\$300.00
Fastsigns Of Naperville	7/28/2021	(13) Signs	\$499.00
Fastsigns Of Naperville Total			\$2,536.25
Fedex	7/7/2021	Shipping - Police	\$25.27
Fedex	7/21/2021	Shipping	\$16.06
Fedex Total			\$41.33
Feece Oil Company	7/7/2021	Allocated Fuel Charge/Diesel	\$457.03
Feece Oil Company	7/7/2021	Allocated Fuel Charge/Gasoline	\$810.73
Feece Oil Company	7/7/2021	Allocated Fuel Charge/Gasoline	\$790.18
Feece Oil Company	7/7/2021	Allocated Fuel Charge/Diesel	\$721.65
Feece Oil Company	7/7/2021	Allocated Fuel Charge/Gasoline	\$1,114.87
Feece Oil Company	7/7/2021	Allocated Fuel Charge/Diesel	\$301.51
Feece Oil Company	7/7/2021	Allocated Fuel Charge/Gasoline	\$455.11
Feece Oil Company	7/7/2021	Tank Rental - Bfarm	\$100.00
Feece Oil Company	7/7/2021	Allocated Fuel Charge/Diesel	\$1,159.44
Feece Oil Company	7/7/2021	Allocated Fuel Charge/Diesel	\$478.64
Feece Oil Company	7/7/2021	Allocated Fuel Charge/Gasoline	\$3,582.40
Feece Oil Company	7/21/2021	Allocated Fuel Charge/Diesel	\$456.43
Feece Oil Company	7/21/2021	Credit Memo	(\$100.00)
Feece Oil Company	7/21/2021	Allocated Fuel Charge/Diesel	\$534.78
Feece Oil Company	7/21/2021	Allocated Fuel Charge/Gasoline	\$852.52
Feece Oil Company	7/21/2021	Allocated Fuel Charge/Diesel	\$504.56
Feece Oil Company	7/21/2021	Allocated Fuel Charge/Gasoline	\$719.66
Feece Oil Company Total			\$12,939.51
Finer Finish Grounds Care Llc	7/21/2021	2021 Gas Line Mowing	\$5,533.40
Finer Finish Grounds Care Llc Total			\$5,533.40
First Illinois Systems, Inc	7/21/2021	July Pest Control - Bfarm	\$136.00
First Illinois Systems, Inc	7/21/2021	July Pest Control - Splash	\$87.00
First Illinois Systems, Inc	7/21/2021	July Pest Control - Boxing Club	\$56.00

Fox Valley Park District Bills List

For month ending 7/31/2021



Vendor	Paid Date	Description	Net Amount
First Illinois Systems, Inc	7/21/2021	July Pest Control - Cole	\$115.00
First Illinois Systems, Inc	7/21/2021	July Pest Control - Eola	\$99.00
First Illinois Systems, Inc	7/21/2021	July Pest Control - Greenhouse	\$49.00
First Illinois Systems, Inc	7/21/2021	July Pest Control - Oakhurst	\$33.00
First Illinois Systems, Inc	7/21/2021	July Pest Control - Phillips	\$77.00
First Illinois Systems, Inc	7/21/2021	July Pest Control - Prisco	\$102.00
First Illinois Systems, Inc	7/21/2021	July Pest Control - Red Oak	\$66.00
First Illinois Systems, Inc	7/21/2021	July Pest Control - Stuart	\$29.00
First Illinois Systems, Inc	7/21/2021	July Pest Control - Vac	\$155.00
First Illinois Systems, Inc Total			\$1,004.00
First Student Inc	7/14/2021	Summer Blast Camp Prisco	\$255.00
First Student Inc Total			\$255.00
Fitzgerald Lighting	7/14/2021	Light Repairs Eola	\$1,630.12
Fitzgerald Lighting Total			\$1,630.12
Fmc Aquatic Opportunities	7/7/2021	Swim Meet Fees 7/9-7/11	\$2,842.00
Fmc Aquatic Opportunities Total			\$2,842.00
Fox Metro Wrđ	7/7/2021	Waubonsie Creek 4/2 - 6/4	\$53.55
Fox Metro Wrđ	7/7/2021	Eola 4/2 - 6/4	\$1,333.43
Fox Metro Wrđ	7/7/2021	Cool Acres 11/25 - 5/31	\$6.53
Fox Metro Wrđ	7/7/2021	Wheatland 4/9 - 6/11	\$4.57
Fox Metro Wrđ	7/7/2021	Spring Lake 4/2 - 6/3	\$234.43
Fox Metro Wrđ	7/21/2021	Lebanon 4/23 - 6/25	\$9.80
Fox Metro Wrđ	7/21/2021	Phillips Aquatic 4/23 - 6/25	\$491.44
Fox Metro Wrđ	7/21/2021	Mlk 4/23 - 6/25	\$864.57
Fox Metro Wrđ	7/21/2021	Copley li 4/23 - 6/24	\$33.96
Fox Metro Wrđ	7/28/2021	Prisco 5/7 - 7/2	\$3,121.34
Fox Metro Wrđ	7/28/2021	Wilbert Walters 5/7 - 7/2	\$4.57
Fox Metro Wrđ	7/28/2021	Cole 5/11 - 7/8	\$972.32
Fox Metro Wrđ	7/28/2021	Blackhawk 5/7 - 7/2	\$2,617.88
Fox Metro Wrđ	7/28/2021	Greene Field 5/7 - 7/2	\$97.95
Fox Metro Wrđ	7/28/2021	New Haven 5/7 - 7/2	\$366.33
Fox Metro Wrđ Total			\$10,212.67
Fox Valley Auto Paints, Inc	7/21/2021	Paint - Phillips Bench	\$76.20
Fox Valley Auto Paints, Inc	7/21/2021	Paint - Phillips Bench	\$214.62
Fox Valley Auto Paints, Inc Total			\$290.82
Fox Valley Sewer Services, Inc	7/14/2021	Pump Out Lift Staton At North Aurora Island	\$855.00
Fox Valley Sewer Services, Inc	7/14/2021	Pump Out Pool Sand Pits - Phillips	\$850.00
Fox Valley Sewer Services, Inc	7/14/2021	Clear Drains And Pits Of Debris - Splash	\$2,372.50
Fox Valley Sewer Services, Inc Total			\$4,077.50
Frank Marshall Electric, Inc	7/21/2021	Install Phase Loss Monitors	\$3,961.34
Frank Marshall Electric, Inc Total			\$3,961.34
Fun Express Llc		Gymnastics & Tumble Bug Camp Craft Supplies	\$136.92

Fox Valley Park District Bills List

For month ending 7/31/2021



Vendor	Paid Date	Description	Net Amount
Fun Express Llc		Camp Blackberry Supplies	\$216.61
Fun Express Llc		Camp And Mini Camp Supplies	\$500.93
Fun Express Llc Total			\$854.46
Fvsra	7/14/2021	Inclusion Services	\$7,702.32
Fvsra	7/14/2021	Annual Contribution	\$387,380.00
Fvsra Total			\$395,082.32
Game Time C/O Cunningham Recreation	7/7/2021	Enclosure To Replace Race Panel At Stevens	\$931.53
Game Time C/O Cunningham Recreation	7/7/2021	Blackberry Crossing Cosmix Link	\$936.38
Game Time C/O Cunningham Recreation Total			\$1,867.91
Gardens Illustrated	7/14/2021	Year Subscription	\$45.00
Gardens Illustrated Total			\$45.00
Gary Kantor	7/28/2021	Summer Blast Camps	\$575.00
Gary Kantor Total			\$575.00
Gerald Ford, Inc	7/7/2021	Vehicle Parts	\$27.19
Gerald Ford, Inc	7/7/2021	Credit Memo	(\$194.66)
Gerald Ford, Inc	7/7/2021	Vehicle Parts	\$195.00
Gerald Ford, Inc	7/7/2021	Vehicle Parts	\$16.36
Gerald Ford, Inc	7/7/2021	Vehicle Parts	\$108.10
Gerald Ford, Inc	7/21/2021	Vehicle Parts	\$285.88
Gerald Ford, Inc	7/21/2021	Credit Memo	(\$127.86)
Gerald Ford, Inc	7/21/2021	Vehicle Parts	\$56.52
Gerald Ford, Inc	7/21/2021	Program Keys And Fobs	\$481.32
Gerald Ford, Inc	7/21/2021	Keys For #2151	\$356.07
Gerald Ford, Inc Total			\$1,203.92
Gilco Scaffolding Company Llc	7/7/2021	Scaffolding At Splash To Repair Chain Valve	\$5,120.00
Gilco Scaffolding Company Llc Total			\$5,120.00
Government Finance Officers Assoc.		Coa Application - 2020	\$460.00
Government Finance Officers Assoc. Total			\$460.00
Grainger	7/7/2021	Traffic Signs - Splash	\$224.20
Grainger	7/7/2021	(2) One Way Traffic Signs	\$55.40
Grainger	7/14/2021	Faucet - Eola	\$500.56
Grainger	7/14/2021	Office Supplies, Gen	\$10.35
Grainger	7/14/2021	Replace Ejector Pump At North Aurora Island	\$1,065.06
Grainger	7/14/2021	Replace Ejector Pump At North Aurora Island	\$1,065.06
Grainger	7/14/2021	Building Material - Cole	\$30.34
Grainger	7/21/2021	Custodial Supplies - Bfarm	\$60.12
Grainger Total			\$3,011.09
Great Lakes Kwik Space	7/7/2021	Cowherd Container Rental 6/22 - 7/19	\$89.00
Great Lakes Kwik Space	7/14/2021	Remove Container - Vac	\$135.00
Great Lakes Kwik Space Total			\$224.00
Griswold Feed & Seed Store	7/7/2021	Shelled Corn - Sensory Table	\$48.00

Fox Valley Park District Bills List

For month ending 7/31/2021



Vendor	Paid Date	Description	Net Amount
Griswold Feed & Seed Store	7/21/2021	Shelled Corn - Bfarm	\$120.00
Griswold Feed & Seed Store Total			\$168.00
Grne Solar		Greenhouse Monthly Solar Production	\$116.35
Grne Solar Total			\$116.35
Groot Inc		June Refuse Removal	\$11,170.50
Groot Inc Total			\$11,170.50
Ground Effects	7/7/2021	Aglime - Stuart	\$296.62
Ground Effects	7/7/2021	Aglime - Stuart	\$296.62
Ground Effects	7/7/2021	Landscape Supplies	\$140.49
Ground Effects	7/21/2021	Pulverized Dirt	\$69.30
Ground Effects Total			\$803.03
Hampton, Lenzeni And Renwick, Inc	7/14/2021	Chesterfield Park Burn From 2020	\$4,800.00
Hampton, Lenzeni And Renwick, Inc	7/21/2021	2021 Natural Areas Management	\$39,950.00
Hampton, Lenzeni And Renwick, Inc	7/21/2021	Wlp Sled Hill	\$1,200.00
Hampton, Lenzeni And Renwick, Inc	7/21/2021	Vac Front Entrance Landscape Improvements	\$900.00
Hampton, Lenzeni And Renwick, Inc Total			\$46,850.00
Harner's Bakery & Restaurant		Diamonds & Donuts: Donuts	\$330.00
Harner's Bakery & Restaurant Total			\$330.00
Harrell's Llc	7/14/2021	Cheetah Pro Herbicide - Districtwide	\$2,304.60
Harrell's Llc Total			\$2,304.60
Head/Penn Racquet Sports	7/21/2021	Vac Tennis Shop Merchandise	\$144.52
Head/Penn Racquet Sports Total			\$144.52
Heartland Recycling-Aurora Ccdd, Llc	7/14/2021	Refuse Removal	\$135.33
Heartland Recycling-Aurora Ccdd, Llc	7/14/2021	Refuse Removal	\$101.00
Heartland Recycling-Aurora Ccdd, Llc Total			\$236.33
Herman Brothers Fisheries Inc	7/21/2021	July Fish Stocking At Jericho Lake	\$4,980.00
Herman Brothers Fisheries Inc Total			\$4,980.00
High Psi Ltd.	7/7/2021	Equipment Repair	\$270.50
High Psi Ltd. Total			\$270.50
Hinckley Springs	7/21/2021	Coolers, Drinking Water	\$892.04
Hinckley Springs	7/21/2021	Coolers, Drinking Water	\$132.80
Hinckley Springs	7/21/2021	Red Oak	\$124.79
Hinckley Springs Total			\$1,149.63
Hobby Lobby Creative Centers		Art Camp Supplies	\$53.66
Hobby Lobby Creative Centers		Art Camp Supplies	\$30.14
Hobby Lobby Creative Centers Total			\$83.80
Holly M Wiggins	7/14/2021	Expense Reimbursement	\$50.00
Holly M Wiggins Total			\$50.00
Holmgren Electric Inc	7/7/2021	Electrical Repairs At North River Street Park	\$1,243.92
Holmgren Electric Inc	7/14/2021	Pond Pump Fountain - Stuart	\$445.61

Fox Valley Park District
Bills List
For month ending 7/31/2021

Vendor	Paid Date	Description	Net Amount
Holmgren Electric Inc	7/14/2021	Splash Electrical Improvements	\$17,554.51
Holmgren Electric Inc	7/21/2021	Troubleshoot Exhaust Fan, Alarm - Summer Kitchen	\$301.38
Holmgren Electric Inc	7/21/2021	Greenhouse Rfid Electric	\$6,283.67
Holmgren Electric Inc	7/21/2021	Disconnect Temporary Panel - Vac	\$390.00
Holmgren Electric Inc	7/21/2021	Troubleshoot 1St Floor Men's Bathroom Light - Vac	\$335.26
Holmgren Electric Inc	7/21/2021	Bi Annual Pool Vfd Maintenance	\$625.00
Holmgren Electric Inc	7/21/2021	Changed Out Pump Equip Outlet - Vac	\$151.31
Holmgren Electric Inc Total			\$27,330.66
Home Depot Credit Services	7/14/2021	Custodial Supplies - Vac	\$15.95
Home Depot Credit Services	7/14/2021	Bldg Material - Splash	\$25.45
Home Depot Credit Services	7/14/2021	Tools	\$288.99
Home Depot Credit Services	7/14/2021	Bldg Material - Splash	\$57.50
Home Depot Credit Services	7/14/2021	Bldg Material - Bfarm	\$21.79
Home Depot Credit Services	7/14/2021	Oil - Bfarm	\$19.80
Home Depot Credit Services	7/14/2021	Bldg Material - Splash	\$30.94
Home Depot Credit Services	7/14/2021	Bldg Material - Bfarm	\$176.53
Home Depot Credit Services	7/14/2021	Bldg Material - Splash	\$200.69
Home Depot Credit Services	7/14/2021	Bldg Material - Bfarm	\$39.05
Home Depot Credit Services	7/14/2021	Bldg Material - Splash	\$45.14
Home Depot Credit Services	7/14/2021	Concrete Mix - Playgrounds	\$124.54
Home Depot Credit Services	7/14/2021	Credit Memo	(\$17.94)
Home Depot Credit Services	7/14/2021	Bldg Material - Splash	\$81.24
Home Depot Credit Services	7/14/2021	Bldg Material - Splash	\$65.40
Home Depot Credit Services	7/14/2021	Bldg Material - Splash	\$108.71
Home Depot Credit Services	7/14/2021	Bldg Material - Splash	\$495.59
Home Depot Credit Services	7/14/2021	Bldg Material - Splash	\$26.78
Home Depot Credit Services	7/14/2021	Bldg Material - Splash	\$44.57
Home Depot Credit Services	7/14/2021	Bldg Material - Cole	\$15.87
Home Depot Credit Services	7/14/2021	Tools	\$60.91
Home Depot Credit Services	7/14/2021	Material - Splash	\$41.98
Home Depot Credit Services	7/14/2021	Material - Splash	\$109.52
Home Depot Credit Services	7/14/2021	Supplies	\$64.62
Home Depot Credit Services	7/14/2021	Material - Splash	\$22.76
Home Depot Credit Services	7/14/2021	Material - Splash	\$12.07
Home Depot Credit Services	7/14/2021	Flag Display - Bfarm	\$21.90
Home Depot Credit Services	7/14/2021	Supplies - Operations	\$82.85
Home Depot Credit Services	7/14/2021	Playground Parts	\$94.80
Home Depot Credit Services	7/14/2021	Trash Cans, Links - Splash	\$105.79
Home Depot Credit Services	7/14/2021	Trash Cans - Splash	\$199.70
Home Depot Credit Services	7/14/2021	Playground Improvements	\$145.77
Home Depot Credit Services	7/14/2021	Credit Memo	(\$101.84)
Home Depot Credit Services	7/14/2021	Flag Day Display	\$38.97
Home Depot Credit Services	7/14/2021	Horticulture Supplies	\$59.88
Home Depot Credit Services	7/14/2021	Athletic Field Material	\$361.48

Fox Valley Park District

Bills List

For month ending 7/31/2021

Vendor	Paid Date	Description	Net Amount
Home Depot Credit Services	7/14/2021	Athletic Field Material	\$63.19
Home Depot Credit Services	7/14/2021	Pruners	\$163.84
Home Depot Credit Services	7/14/2021	Bldg Material - Splash	\$38.90
Home Depot Credit Services	7/14/2021	Bldg Materail - Splash	\$62.24
Home Depot Credit Services	7/14/2021	Operation Items	\$90.84
Home Depot Credit Services	7/14/2021	Bldg Material - Operations	\$28.12
Home Depot Credit Services	7/14/2021	Athletic Field Supplies - Stuart	\$45.36
Home Depot Credit Services	7/14/2021	Exhibit Supplies - Bfarm	\$85.84
Home Depot Credit Services	7/14/2021	Exhibit Supplies - Bfarm	\$213.66
Home Depot Credit Services	7/14/2021	Tools	\$470.05
Home Depot Credit Services	7/14/2021	Custodial Supplies	\$70.69
Home Depot Credit Services	7/14/2021	Tools	\$477.91
Home Depot Credit Services	7/14/2021	Tools	\$209.35
Home Depot Credit Services	7/14/2021	Aq Maint Supplies - Splash	\$35.86
Home Depot Credit Services	7/14/2021	Bldg Material - Splash	\$23.61
Home Depot Credit Services	7/14/2021	Safety Supplies / Paint-Phillips	\$20.61
Home Depot Credit Services	7/14/2021	Fencing Supplies - Stuart	\$35.92
Home Depot Credit Services	7/14/2021	Aq Maint Supplies - Splash	\$301.59
Home Depot Credit Services	7/14/2021	Aq Maint Supplies - Splash	\$193.92
Home Depot Credit Services	7/14/2021	Tools - Stuart	\$59.92
Home Depot Credit Services	7/14/2021	Tools / Bldg Material - Splash	\$92.30
Home Depot Credit Services	7/14/2021	Kitchen Units - Prisco	\$8.46
Home Depot Credit Services	7/14/2021	Paint, Supplies - Titsworth Park	\$221.78
Home Depot Credit Services	7/14/2021	Kitchen Tile - Prisco	\$37.19
Home Depot Credit Services	7/14/2021	Lippold Deck	\$106.60
Home Depot Credit Services	7/14/2021	Playground Parts	\$45.14
Home Depot Credit Services	7/14/2021	Work Gloves/Sm Maint Equip	\$76.64
Home Depot Credit Services	7/14/2021	Tools - Stuart	\$279.00
Home Depot Credit Services	7/14/2021	Bldg Material - Operations	\$54.27
Home Depot Credit Services	7/14/2021	Bldg Material - Operations	\$30.50
Home Depot Credit Services	7/14/2021	Tools/Material - Cowherd	\$268.36
Home Depot Credit Services	7/14/2021	Sprinkler, Tomato Cages	\$253.30
Home Depot Credit Services	7/14/2021	Tools/Material - Lippold Rock Wall	\$40.88
Home Depot Credit Services	7/14/2021	Material - Lippold Deck Railing	\$14.40
Home Depot Credit Services	7/14/2021	Material - Lippold Rock Wall	\$4.72
Home Depot Credit Services	7/14/2021	Material - Lippold Deck	\$8.82
Home Depot Credit Services	7/14/2021	Bldg Material - Greenhouse	\$24.97
Home Depot Credit Services	7/14/2021	Material - Lippold Rock Wall	\$14.52
Home Depot Credit Services	7/14/2021	Material - Lippold Deck	\$18.95
Home Depot Credit Services	7/14/2021	Bldg Material - Greenhouse	\$24.96
Home Depot Credit Services	7/14/2021	Bldg Material - Parks	\$10.77
Home Depot Credit Services	7/14/2021	Custodial Supplies / Equipment Parts	\$29.94
Home Depot Credit Services	7/14/2021	Bldg Material - Splash	\$49.04
Home Depot Credit Services	7/14/2021	Bldg Material - Parks	\$39.94

Fox Valley Park District Bills List

For month ending 7/31/2021



Vendor	Paid Date	Description	Net Amount
Home Depot Credit Services	7/14/2021	Paint - Bfarm	\$17.12
Home Depot Credit Services	7/14/2021	Kitchen Faucet - Cole	\$119.00
Home Depot Credit Services	7/14/2021	Park Bollards	\$2,251.76
Home Depot Credit Services	7/14/2021	Aq Maint Supplies - Splash	\$25.92
Home Depot Credit Services	7/14/2021	Bldg Material - Vac	\$32.08
Home Depot Credit Services	7/14/2021	Irrigation Part	\$8.98
Home Depot Credit Services	7/14/2021	Kitchen Faucet - Cole	\$149.00
Home Depot Credit Services	7/14/2021	Paint Supplies	\$22.28
Home Depot Credit Services	7/14/2021	Sand - Amusement Ride	\$241.38
Home Depot Credit Services Total			\$10,502.14
Homedepot.Com		Shelving Units For Outdoor Waterparks	\$756.00
Homedepot.Com		Supplies To Fix Battery Gps Painter	\$43.85
Homedepot.Com		Rain Squeegees, Shed Keys For Outdoor Tennis	\$234.52
Homedepot.Com Total			\$1,034.37
Hub Internationl Midwest Ltd	7/21/2021	Notary Bond - B.Thome	\$20.00
Hub International Midwest Ltd Total			\$20.00
Illco, Inc	7/7/2021	Aq Maint Supplies - Phillips	\$25.87
Illco, Inc	7/7/2021	Bldg Material - Splash	\$83.09
Illco, Inc	7/7/2021	Bldg Material - Parks	\$41.02
Illco, Inc	7/7/2021	Bldg Material - Splash	\$57.77
Illco, Inc	7/7/2021	Repair Piping For Main Pool Filtration Pump	\$669.34
Illco, Inc	7/7/2021	Shop Supplies	\$19.03
Illco, Inc	7/7/2021	Valve For Filtration Pump - Splash	\$693.80
Illco, Inc	7/7/2021	Bldg Material - Vac	\$342.36
Illco, Inc	7/7/2021	Shower Valves - Splash	\$569.88
Illco, Inc	7/7/2021	Aq Maint Supplies - Splash	\$533.86
Illco, Inc	7/7/2021	Bldg Material - Bfarm	\$33.21
Illco, Inc	7/7/2021	Bldg Material - Bfarm	\$379.26
Illco, Inc	7/7/2021	Metering Push Handles For Lap Pool	\$835.31
Illco, Inc	7/7/2021	Aq Maint Supplies - Splash	\$52.37
Illco, Inc	7/7/2021	Bldg Material - Splash	\$7.84
Illco, Inc Total			\$4,344.01
Illinois Association Of Chiefs Of Police	7/7/2021	Annual Conference - J.Logan	\$99.00
Illinois Association Of Chiefs Of Police		Safe-T Act Training	\$45.00
Illinois Association Of Chiefs Of Police Total			\$144.00
Illinois Conservation Foundation	7/28/2021	Illinois Conservation Foundation Sponsorship	\$500.00
Illinois Conservation Foundation Total			\$500.00
Illinois Department Of Agriculture	7/7/2021	(3) Yr Pesticide License - R.Wronkiewicz	\$45.00
Illinois Department Of Agriculture Total			\$45.00
Illinois Department Of Revenue	7/14/2021	State Sales Tax For 2021	\$1,728.00
Illinois Department Of Revenue Total			\$1,728.00

Fox Valley Park District Bills List

For month ending 7/31/2021



Vendor	Paid Date	Description	Net Amount
Illinois Dept Of Employment Security	7/6/2021	Quarterly Unemployment	\$13,280.25
Illinois Dept Of Employment Security Total			\$13,280.25
Illinois Epa	7/14/2021	Splash Npdes Permit 2021	\$2,500.00
Illinois Epa	7/14/2021	Ppac Npdes 2021	\$1,000.00
Illinois Epa Total			\$3,500.00
Illinois Leap	7/7/2021	Conference Reg - B.Thome	\$159.00
Illinois Leap Total			\$159.00
Illinois Park & Recreation Association		Ipra - Ft Marketing & Digital Communications Manag	\$165.00
Illinois Park & Recreation Association		Ipra Annual Membership	\$279.00
Illinois Park & Recreation Association		Ft Grounds Maintenance Worker - Multiple Locations	\$165.00
Illinois Park & Recreation Association Total			\$609.00
Illinois State Police	7/7/2021	Background Checks	\$796.50
Illinois State Police Total			\$796.50
Ilstma		Nick Loomis Ilstma	\$30.00
Ilstma		Alex Stobbe Ilstma	\$30.00
Ilstma		Aaron Ilstma	\$30.00
Ilstma		Kevin Glock Ilstma Field Day	\$30.00
Ilstma		Alex Stobbe Yearly Ilstma Dues	\$45.00
Ilstma Total			\$165.00
In The Game Events Llc		Summer Blast In House Field Trip	\$825.00
In The Game Events Llc		Knockerball - Summer Blast Camp In House Fieldtrip	\$599.00
In The Game Events Llc Total			\$1,424.00
Indian Prairie Animal Hospital	7/14/2021	Bbf Cat Vet Visit	\$184.33
Indian Prairie Animal Hospital	7/14/2021	Bbf Cat Vet Visit	\$140.41
Indian Prairie Animal Hospital	7/28/2021	Animal Care	\$50.00
Indian Prairie Animal Hospital Total			\$374.74
Insight Direct Usa, Inc	7/7/2021	Cable Management Molding	\$10.75
Insight Direct Usa, Inc	7/7/2021	Cable Management Molding	\$81.28
Insight Direct Usa, Inc	7/21/2021	Cable Management Molding	\$18.28
Insight Direct Usa, Inc Total			\$110.31
Integrated Control Technologies Llc	7/21/2021	2021 Bas Quaterly Maintenance	\$1,147.25
Integrated Control Technologies Llc Total			\$1,147.25
Interstate Battery System Of Southwest Chicago	7/7/2021	Batteries	\$405.85
Interstate Battery System Of Southwest Chicago	7/21/2021	Battery	\$133.95
Interstate Battery System Of Southwest Chicago Total			\$539.80
It Savvy	7/21/2021	Microsoft Surface Go 2	\$548.75
It Savvy Total			\$548.75
Ivan Chambers	7/14/2021	Expense Reimbursement	\$24.30

Fox Valley Park District Bills List

For month ending 7/31/2021



Vendor	Paid Date	Description	Net Amount
Ivan Chambers	7/14/2021	Expense Reimbursement	\$14.67
Ivan Chambers Total			\$38.97
Jadie Joy C Johnson	7/21/2021	Replace Payroll Ck 392155	\$29.61
Jadie Joy C Johnson Total			\$29.61
Janco Supply, Inc	7/7/2021	Custodial Supplies - Operations	\$128.90
Janco Supply, Inc	7/21/2021	Soap For Stuart, Cole & Outdoor Restrooms	\$725.50
Janco Supply, Inc Total			\$854.40
Jayden Chan	7/21/2021	Expense Reimbursement	\$58.22
Jayden Chan Total			\$58.22
Jeff Ellis & Associates Inc	7/28/2021	Lifeguard Certifications	\$715.00
Jeff Ellis & Associates Inc	7/28/2021	New Lifeguard/Cpr Certs	\$582.00
Jeff Ellis & Associates Inc	7/28/2021	Lifeguard Cert. Renewal	\$405.00
Jeff Ellis & Associates Inc	7/28/2021	Ellis Audit 6/19/21	\$925.00
Jeff Ellis & Associates Inc Total			\$2,627.00
John Kramer	7/21/2021	Expense Reimbursement	\$243.10
John Kramer Total			\$243.10
Jonathan D Kerch	7/28/2021	Expense Reimbursement	\$176.08
Jonathan D Kerch Total			\$176.08
Judith A Kellermann	7/21/2021	Crafts, Specialized	\$100.00
Judith A Kellermann Total			\$100.00
Kane County Cougars		Aquatics Digital Ads	\$1,750.00
Kane County Cougars Total			\$1,750.00
Kevin T Satler	7/21/2021	Expense Reimbursement	\$29.28
Kevin T Satler Total			\$29.28
Kevin Weis	7/7/2021	Personal Trainer - Vac	\$366.60
Kevin Weis	7/21/2021	Personal Trainer - Vac	\$265.15
Kevin Weis Total			\$631.75
Kid's Karate Club	7/28/2021	Karate Club - Vac	\$1,193.40
Kid's Karate Club	7/28/2021	Karate Club - Vac	\$1,105.00
Kid's Karate Club Total			\$2,298.40
Kinnally, Flaherty, Krentz & Loran, P.C.		June Legal Services - Retainer	\$6,750.00
Kinnally, Flaherty, Krentz & Loran, P.C. Total			\$6,750.00
Kirhofer's Sports, Inc	7/7/2021	Cyclone Uniform Invoice	\$624.00
Kirhofer's Sports, Inc		Embroidery	\$16.00
Kirhofer's Sports, Inc Total			\$640.00
Kyle A Halverson	7/14/2021	Expense Reimbursement	\$200.00
Kyle A Halverson Total			\$200.00
L.W. Meyer, Inc	7/7/2021	Tools	\$253.85
L.W. Meyer, Inc	7/21/2021	Lippold Rock Wall	\$102.58
L.W. Meyer, Inc	7/21/2021	Tool	\$28.29

Fox Valley Park District Bills List

For month ending 7/31/2021



Vendor	Paid Date	Description	Net Amount
L.W. Meyer, Inc	7/21/2021	Tool	\$178.74
L.W. Meyer, Inc Total			\$563.46
Lafarge Aggregates Illinois, Inc	7/14/2021	Stone - Cowherd	\$197.73
Lafarge Aggregates Illinois, Inc	7/14/2021	Stone - Cowherd	\$181.46
Lafarge Aggregates Illinois, Inc	7/14/2021	Stone - Cowherd	\$295.78
Lafarge Aggregates Illinois, Inc	7/21/2021	Stone - Playground Renovation	\$162.59
Lafarge Aggregates Illinois, Inc	7/21/2021	Limestone/Stone - Playground Renovation	\$394.98
Lafarge Aggregates Illinois, Inc Total			\$1,232.54
Leibold Irrigation, Inc	7/21/2021	Stuart Irrigation Repairs	\$2,476.92
Leibold Irrigation, Inc	7/21/2021	Irrigation Service Call To Stuart	\$1,789.00
Leibold Irrigation, Inc Total			\$4,265.92
Leonard Alston	7/7/2021	Personal Trainer - Vac	\$1,096.95
Leonard Alston	7/21/2021	Personal Trainer - Vac	\$1,056.16
Leonard Alston Total			\$2,153.11
Leslie's Poolmart, Inc	7/14/2021	Pool Chemicals - Vac	\$465.57
Leslie's Poolmart, Inc	7/14/2021	Aq Maint Supplies - Splash	\$76.61
Leslie's Poolmart, Inc Total			\$542.18
Lite Construction	7/14/2021	Payout #3 - Simmons Park Construction	\$142,192.35
Lite Construction Total			\$142,192.35
Little Caesars Enterprises, Inc		Ecare Last Day Party	\$30.00
Little Caesars Enterprises, Inc Total			\$30.00
Marathon Sportswear		Finance Logo Wear	\$252.99
Marathon Sportswear		T-Shirts - Staff Meeting	\$1,045.21
Marathon Sportswear Total			\$1,298.20
Marisa L Silva	7/28/2021	Expense Reimbursement	\$20.62
Marisa L Silva Total			\$20.62
Market Access Corporation	7/14/2021	Insurance - Cool Acres	\$875.00
Market Access Corporation Total			\$875.00
Mccann Industries, Inc	7/21/2021	Equipment Parts	\$39.66
Mccann Industries, Inc	7/21/2021	Equipment Parts	\$49.16
Mccann Industries, Inc Total			\$88.82
Mcdonald Modular Solutions, Inc	7/7/2021	Stuart Trailer Rental	\$335.00
Mcdonald Modular Solutions, Inc Total			\$335.00
Menards - Batavia		Fence Materials And Cable Ties	\$82.16
Menards - Batavia Total			\$82.16
Menards - Montgomery	7/7/2021	Material	\$447.86
Menards - Montgomery	7/7/2021	Bldg Material - Operations	\$455.92
Menards - Montgomery	7/21/2021	Bldg Material - Splash	\$550.55
Menards - Montgomery	7/14/2021	Tools/Supplies - Operations	\$158.94
Menards - Montgomery	7/14/2021	Metal For Restrooms And Supplies	\$594.59

Fox Valley Park District Bills List

For month ending 7/31/2021



Vendor	Paid Date	Description	Net Amount
Menards - Montgomery	7/14/2021	Building Material - Operations	\$33.61
Menards - Montgomery	7/14/2021	Playground Parts	\$7.90
Menards - Montgomery	7/14/2021	Tools / Building Material-Phillips	\$213.65
Menards - Montgomery	7/14/2021	Building Material - Phillips	\$28.73
Menards - Montgomery	7/14/2021	Paint Supplies - Splash	\$88.41
Menards - Montgomery	7/14/2021	Building Material - Splash	\$134.60
Menards - Montgomery	7/14/2021	Tools	\$349.95
Menards - Montgomery Total			\$3,064.71
Menards - Yorkville	7/14/2021	Bldg Material - Bfarm	\$221.69
Menards - Yorkville	7/21/2021	Supplies - Red Oak/Bfarm	\$311.70
Menards - Yorkville	7/21/2021	Bldg Material - Red Oak	\$15.06
Menards - Yorkville Total			\$548.45
Michaels Stores		Picture Frames For Proclamation	\$39.99
Michaels Stores		Supplies	\$309.17
Michaels Stores		Program Supplies	\$80.29
Michaels Stores		Canvas For Wine & Canvas	\$30.33
Michaels Stores Total			\$459.78
Midwest Awards Corp	7/21/2021	Name Tags	\$83.40
Midwest Awards Corp		Name Tags	\$93.35
Midwest Awards Corp Total			\$176.75
Midwest Commercial Fitness	7/28/2021	Disinfecting Wipes	\$9,020.00
Midwest Commercial Fitness Total			\$9,020.00
Midwest Groundcovers Llc	7/7/2021	Natural Area Plants	\$55.10
Midwest Groundcovers Llc	7/7/2021	Natural Area Plants	\$77.00
Midwest Groundcovers Llc	7/7/2021	Plants - N. River St Park	\$418.95
Midwest Groundcovers Llc Total			\$551.05
Midwest Siding Supply, Inc	7/21/2021	Bldg Material - Operations	\$70.20
Midwest Siding Supply, Inc Total			\$70.20
Mittera	7/7/2021	Printing - Marketing	\$262.53
Mittera Total			\$262.53
Montgomery Landscaping Inc	7/7/2021	Pulverized Top Soil	\$180.00
Montgomery Landscaping Inc	7/21/2021	Mulch For District Sites	\$610.00
Montgomery Landscaping Inc Total			\$790.00
Mood Pandora		Blackberry Pandora	\$26.95
Mood Pandora		Splash Pandora	\$26.95
Mood Pandora		Phillips Pandora	\$26.95
Mood Pandora		Vaughan Fitness Pandora	\$26.95
Mood Pandora		Vaughan Aquatics Pandora	\$26.95
Mood Pandora		Vaughan Fieldhouse Pandora	\$26.95
Mood Pandora		Eola Hallway Pandora	\$26.95
Mood Pandora		Eola Fitness Pandora	\$26.95
Mood Pandora		Prisco Hallway Pandora	\$26.95

Fox Valley Park District Bills List

For month ending 7/31/2021



Vendor	Paid Date	Description	Net Amount
Mood Pandora		Prisco Fitness Pandora	\$26.95
Mood Pandora		Boxing Club Pandora	\$26.95
Mood Pandora Total			\$296.45
Muellermist Service Corporation	7/14/2021	Splash Irrigation Repairs	\$1,281.15
Muellermist Service Corporation Total			\$1,281.15
My Park Supply Llc		Old Style Handwheel, 6" Valve	\$410.99
My Park Supply Llc Total			\$410.99
N2 Publishing		Fox Fitness Print Ad	\$325.00
N2 Publishing Total			\$325.00
Nadler Golf Car Sales, Inc	7/14/2021	Equipment Parts	\$7.59
Nadler Golf Car Sales, Inc	7/14/2021	Equipment Parts	\$88.28
Nadler Golf Car Sales, Inc	7/14/2021	Equipment Parts	\$131.80
Nadler Golf Car Sales, Inc Total			\$227.67
Nancy J Gutierrez Ocampo	7/21/2021	Strength And Conditioning	\$728.00
Nancy J Gutierrez Ocampo Total			\$728.00
Napa Auto Parts	7/7/2021	Equipment Parts	\$21.58
Napa Auto Parts	7/7/2021	Vehicle Parts	\$63.68
Napa Auto Parts	7/7/2021	Vehicle Parts	\$20.09
Napa Auto Parts	7/7/2021	Equipment Parts	\$45.45
Napa Auto Parts	7/7/2021	Shop Supplies	\$8.12
Napa Auto Parts	7/7/2021	Equipment Parts	\$47.90
Napa Auto Parts	7/7/2021	Squad Parts	\$26.36
Napa Auto Parts	7/7/2021	Antifreeze	\$34.37
Napa Auto Parts	7/7/2021	Oil	\$52.92
Napa Auto Parts	7/7/2021	Equipment Parts	\$14.72
Napa Auto Parts	7/7/2021	Vehicle Parts	\$104.23
Napa Auto Parts	7/7/2021	Equipment Parts	\$7.29
Napa Auto Parts	7/7/2021	Vehicle Parts	\$165.28
Napa Auto Parts	7/7/2021	Equipment Parts	\$57.98
Napa Auto Parts	7/7/2021	Credit Memo	(\$16.15)
Napa Auto Parts	7/7/2021	Vehicle Parts	\$68.30
Napa Auto Parts	7/7/2021	Vehicle Parts	\$68.30
Napa Auto Parts	7/7/2021	Shop Supplies	\$70.32
Napa Auto Parts	7/7/2021	Equipment Parts	\$40.91
Napa Auto Parts	7/7/2021	Equipment Parts/Shop Supplies	\$165.68
Napa Auto Parts	7/7/2021	Equipment Parts	\$2.25
Napa Auto Parts	7/7/2021	Equipment Parts	\$60.97
Napa Auto Parts	7/7/2021	Parts - Train	\$12.11
Napa Auto Parts	7/7/2021	Oil	\$84.44
Napa Auto Parts	7/7/2021	Vehicle Parts	\$21.36
Napa Auto Parts	7/7/2021	Vehicle Parts	\$24.01
Napa Auto Parts	7/7/2021	Vehicle Parts	\$9.21
Napa Auto Parts	7/7/2021	Train Parts	\$6.98

Fox Valley Park District

Bills List

For month ending 7/31/2021



Vendor	Paid Date	Description	Net Amount
Napa Auto Parts	7/7/2021	Equipment Parts	\$12.87
Napa Auto Parts	7/7/2021	Equipment Parts	\$25.74
Napa Auto Parts	7/7/2021	Vehicle Parts	\$48.02
Napa Auto Parts	7/7/2021	Vehicle Parts	\$21.27
Napa Auto Parts	7/7/2021	Vehicle Parts	\$40.18
Napa Auto Parts Total			\$1,436.74
National Lift Truck Inc	7/14/2021	Annual Lift Rental - Eola	\$495.00
National Lift Truck Inc	7/14/2021	Annual Lift Rental - Vac	\$795.00
National Lift Truck Inc	7/14/2021	Lift Rental For Aquatics	\$503.00
National Lift Truck Inc Total			\$1,793.00
National Recreation & Park Assoc		Cprp Exam Fee	\$200.00
National Recreation & Park Assoc Total			\$200.00
Nature-Watch		Activity Kit	\$49.68
Nature-Watch Total			\$49.68
Nicor Gas	7/7/2021	Oakhurst 5/28 - 6/28	\$50.74
Nicor Gas	7/14/2021	Copley li 6/4 - 7/5	\$103.94
Nicor Gas	7/21/2021	Red Oak 5/15 - 7/13	\$43.50
Nicor Gas	7/21/2021	Bfarm 6/10 - 7/11	\$29.49
Nicor Gas	7/21/2021	Splash - Bath House 6/10 - 7/11	\$160.40
Nicor Gas	7/21/2021	Phillips 6/7 - 7/6	\$2,745.94
Nicor Gas	7/21/2021	Cole 6/8 - 7/7	\$146.23
Nicor Gas	7/21/2021	Bfarm 6/10 - 7/11	\$131.51
Nicor Gas	7/21/2021	Barnes Rd Maint 6/10 - 7/11	\$47.17
Nicor Gas	7/21/2021	Bfarm 6/11 - 7/12	\$40.97
Nicor Gas	7/21/2021	Bfarm 6/10 - 7/11	\$87.40
Nicor Gas	7/21/2021	Splash Concession 6/10 - 7/11	\$89.71
Nicor Gas	7/21/2021	Bfarm 6/10 - 7/11	\$50.82
Nicor Gas Total			\$3,727.82
North American	7/7/2021	Custodial Supplies - Vac	\$179.35
North American	7/7/2021	Custodial Supplies - Splash	\$638.24
North American	7/7/2021	Custodial Supplies - Vac	\$89.65
North American	7/7/2021	Custodial Supplies - Vac	\$494.32
North American	7/7/2021	Custodial Supplies - Vac	\$294.38
North American	7/7/2021	Supplies - Vac Fitness	\$437.27
North American	7/7/2021	Custodial Supplies - Splash	\$488.88
North American	7/7/2021	Custodial Supplies For Cm & Gh	\$515.09
North American	7/7/2021	Liners-Em / Locker Room Soap-Phillips	\$734.18
North American	7/7/2021	Custodial Supplies Cole, Stuart/Em	\$828.99
North American	7/7/2021	Custodial Supplies - Splash	\$244.44
North American	7/7/2021	Custodial Supplies - Splash And Cole Center	\$1,336.10
North American	7/7/2021	Custodial Supplies Cole	\$129.99
North American	7/21/2021	Supplies - Vac Fitness	\$310.64
North American	7/21/2021	Supplies - Vac Fitness	\$155.32

Fox Valley Park District Bills List

For month ending 7/31/2021



Vendor	Paid Date	Description	Net Amount
North American	7/21/2021	Custodial Supplies - Vac	\$448.14
North American	7/21/2021	Custodial Supplies - Vac	\$495.66
North American	7/21/2021	Facility Custodial Supplies	\$2,245.77
North American	7/21/2021	Custodial Supplies - Vac	\$404.24
North American Total			\$10,470.65
O'malley Welding & Fabricating Inc	7/14/2021	Installation Of Stainless Steel Counter - Splash	\$1,995.00
O'malley Welding & Fabricating Inc	7/14/2021	Dumpster Ramps For Cole Center	\$4,860.00
O'malley Welding & Fabricating Inc	7/14/2021	Splash Aluminum Staircase	\$590.00
O'malley Welding & Fabricating Inc	7/21/2021	Fabricate Tom Healy Plaque Stand	\$2,365.00
O'malley Welding & Fabricating Inc Total			\$9,810.00
On Time Envelopes & Printing	7/7/2021	Facility Passes	\$153.00
On Time Envelopes & Printing	7/21/2021	Trifold Maps	\$750.00
On Time Envelopes & Printing Total			\$903.00
Orchard Valley Golf Course		Lunch Meeting With Retired Trustee Bill Thompson	\$31.20
Orchard Valley Golf Course Total			\$31.20
Oxie Valley Electric Supply, Inc	7/14/2021	Bldg Material - Parks	\$160.68
Oxie Valley Electric Supply, Inc	7/14/2021	Bldg Material - Parks	\$216.80
Oxie Valley Electric Supply, Inc	7/14/2021	Bldg Material - Phillips	\$60.48
Oxie Valley Electric Supply, Inc	7/14/2021	Bldg Material - Parks	\$56.80
Oxie Valley Electric Supply, Inc Total			\$494.76
Ozinga Materials, Inc	7/14/2021	Recycled Concrete	\$137.97
Ozinga Materials, Inc Total			\$137.97
Paramount Theatre	7/14/2021	Bbf Event Barn - Riveredge Advertisement	\$2,000.00
Paramount Theatre Total			\$2,000.00
Parts Tree.Com	7/7/2021	Equipment Parts	\$290.43
Parts Tree.Com	7/7/2021	Equipment Parts	\$65.30
Parts Tree.Com	7/7/2021	Equipment Parts	\$131.65
Parts Tree.Com	7/21/2021	Equipment Parts	\$38.97
Parts Tree.Com Total			\$526.35
Patricia Garcia	7/14/2021	Insanity Fitness June 2021	\$293.00
Patricia Garcia Total			\$293.00
Pdrma	7/28/2021	Semi-Annual Insurance Contribution	\$224,565.30
Pdrma Total			\$224,565.30
Peggy Steffen	7/28/2021	Expense Reimbursement	\$145.04
Peggy Steffen Total			\$145.04
Pepsi-Cola	7/7/2021	Beverage Purchase - Splash	\$587.29
Pepsi-Cola	7/7/2021	Beverage Purchase - Phillips	\$587.29
Pepsi-Cola	7/28/2021	Beverage Purchase - Splash	\$349.56
Pepsi-Cola Total			\$1,524.14
Petty Cash	7/7/2021	Replenish Cash Bank - Over Deposit	\$203.00
Petty Cash		Test Purchase	\$9.00



Fox Valley Park District Bills List

For month ending 7/31/2021

Vendor	Paid Date	Description	Net Amount
Petty Cash		Test Purchase Refund	(\$9.00)
Petty Cash Total			\$203.00
Pike Systems, Inc	7/21/2021	Equipment Repair - Vac	\$347.36
Pike Systems, Inc Total			\$347.36
Pitney Bowes Global Financial Services Llc	7/28/2021	Qrtly Lease - Postage Machine	\$803.25
Pitney Bowes Global Financial Services Llc Total			\$803.25
Plano Rural King		Pony Supplies	\$78.37
Plano Rural King Total			\$78.37
Platt Electric, Inc	7/7/2021	Electrical Repairs At Wheatlands And Wlp	\$1,500.00
Platt Electric, Inc	7/7/2021	Labor And Materials For Led Lights In Loft	\$1,750.00
Platt Electric, Inc	7/21/2021	Trouble Shoot Exhaust Fan - Splash	\$326.00
Platt Electric, Inc Total			\$3,576.00
Playground Guardian Llc	7/21/2021	Weston Playground Audit	\$2,000.00
Playground Guardian Llc Total			\$2,000.00
Pomp's Tire Service, Inc	7/7/2021	Vehicle Tires	\$605.40
Pomp's Tire Service, Inc	7/7/2021	Equipment Tubes	\$31.90
Pomp's Tire Service, Inc	7/7/2021	Equipment Tires	\$166.38
Pomp's Tire Service, Inc	7/7/2021	Vehicle Tires	\$302.68
Pomp's Tire Service, Inc	7/7/2021	Vehicle Tires	\$299.04
Pomp's Tire Service, Inc	7/21/2021	Equipment Tires	\$168.72
Pomp's Tire Service, Inc	7/21/2021	Equipment Tires	\$179.84
Pomp's Tire Service, Inc	7/21/2021	Equipment Tires	\$171.38
Pomp's Tire Service, Inc	7/21/2021	Tires For Truck 1747	\$640.50
Pomp's Tire Service, Inc Total			\$2,565.84
Ppg Architectural Finishes	7/7/2021	Paint - Operations	\$106.67
Ppg Architectural Finishes	7/7/2021	Paint, Supplies - Splash	\$212.97
Ppg Architectural Finishes	7/7/2021	Paint, Supplies - Titsworth Park	\$160.94
Ppg Architectural Finishes	7/7/2021	Paint - Splash	\$257.86
Ppg Architectural Finishes	7/7/2021	Paint Supplies - Splash	\$37.17
Ppg Architectural Finishes	7/7/2021	Paint - Splash	\$196.68
Ppg Architectural Finishes	7/7/2021	Paint, Supplies - Splash	\$119.04
Ppg Architectural Finishes	7/21/2021	Paint - Splash	\$84.80
Ppg Architectural Finishes	7/21/2021	Paint, Supplies - Cole	\$81.16
Ppg Architectural Finishes Total			\$1,257.29
Princess Party Chicago Inc		Princess Characters	\$400.00
Princess Party Chicago Inc Total			\$400.00
Proven Business Systems	7/28/2021	Copy Charges 4/25 - 7/24	\$211.58
Proven Business Systems Total			\$211.58
Purchase Power	7/21/2021	Postage - Postage Machine	\$500.00
Purchase Power Total			\$500.00
Purchasing Card Vendor		Cole Signage	\$178.65

Fox Valley Park District Bills List

For month ending 7/31/2021

Vendor	Paid Date	Description	Net Amount
Purchasing Card Vendor		No Parking On Grass Signs	\$701.19
Purchasing Card Vendor		Office Supplies	\$44.96
Purchasing Card Vendor		Greenius Online Training Solution	\$399.00
Purchasing Card Vendor		Certified Tent Set Up	\$365.00
Purchasing Card Vendor		Paddle Boat Replacement Part	\$515.23
Purchasing Card Vendor		Fruit Delivery Annmarie Mampe	\$97.00
Purchasing Card Vendor		Giftshop Purchase	\$785.97
Purchasing Card Vendor		Laura Ingalls Wilder Day Supplies	\$12.00
Purchasing Card Vendor		Free Day Ride Pass Wristbands	\$197.50
Purchasing Card Vendor		Office Supplies - Water Cooler Jugs	\$110.56
Purchasing Card Vendor		Truck Rental	\$80.21
Purchasing Card Vendor		Invoice For June 2021 Gymsales	\$750.00
Purchasing Card Vendor		Gift Shop Merchandise	\$195.13
Purchasing Card Vendor		Summer Blast In House Field Trip	\$100.00
Purchasing Card Vendor		Summer Blast In House Field Trip	\$309.00
Purchasing Card Vendor		Newsies Sound Effects	\$260.00
Purchasing Card Vendor		Summer Blast In House Field Trip	\$1,088.00
Purchasing Card Vendor		Exit Lunch	\$37.12
Purchasing Card Vendor		Summer Blast In House Field Trip	\$352.00
Purchasing Card Vendor		Admissions Wristbands	\$563.65
Purchasing Card Vendor		Father's Day Prizes	\$23.65
Purchasing Card Vendor		Montgomery Chamber Networking Luncheon	\$12.74
Purchasing Card Vendor		Staff Scheduling - June 2021	\$99.00
Purchasing Card Vendor		Ziplock Bags	\$2.95
Purchasing Card Vendor		Animal Feed - Bbf	\$8.61
Purchasing Card Vendor		Crickets Large And Small	\$10.00
Purchasing Card Vendor		Animal Supplies - Bbf	\$65.96
Purchasing Card Vendor		Olympic Trials Hotel For Head Coach	\$1,149.75
Purchasing Card Vendor		Staff Meeting Supplies	\$24.86
Purchasing Card Vendor		Inclusion For Gymnastics Book	\$9.99
Purchasing Card Vendor		Companion Therapy Book	\$20.00
Purchasing Card Vendor		Parking - Aau Nationals	\$198.00
Purchasing Card Vendor		Credit	(\$8.58)
Purchasing Card Vendor		Dapper's Game Zone Gaming Truck - Summer Blast Cam	\$775.00
Purchasing Card Vendor		Vac Staff Going Away Lunch For Kelly Mckenna	\$228.30
Purchasing Card Vendor		Supplies	\$15.25
Purchasing Card Vendor		Interpreter Supplies	\$40.00
Purchasing Card Vendor		Warp For Loom	\$94.00
Purchasing Card Vendor		Chicks For Camp	\$11.96
Purchasing Card Vendor		Instructor For Contracted Programs	\$156.80
Purchasing Card Vendor		Hardware For Prisco's Preschool Teardrop Banners	\$100.99
Purchasing Card Vendor		Fvdp Digital, Print, Social & Feature Ads	\$1,770.00
Purchasing Card Vendor		Robohead Project Management Tool	\$1,125.00
Purchasing Card Vendor Total			\$13,076.40

Fox Valley Park District

Bills List

For month ending 7/31/2021



Vendor	Paid Date	Description	Net Amount
Quad Cty African Am Chamber Of Commerce	7/7/2021	Qcaacoc Scholarship Golf Outing Sponsorship	\$500.00
Quad Cty African Am Chamber Of Commerce Total			\$500.00
Quick Signs Inc	7/21/2021	(4) Jericho Disc Golf Signs	\$50.40
Quick Signs Inc		Bug Fest Promotional Yard Signs	\$50.40
Quick Signs Inc		Covid Mask Signage For Facilities	\$360.00
Quick Signs Inc		Extra Stakes For Bug Fest Yard Signs	\$6.00
Quick Signs Inc Total			\$466.80
Railroad Management Company Iii, Llc	7/21/2021	Gas Pipeline Crossing - Red Oak 10/1/21-9/30/22	\$284.85
Railroad Management Company Iii, Llc Total			\$284.85
Ray O'herron Co., Inc	7/28/2021	New Employee Uniforms - Monroy	\$296.89
Ray O'herron Co., Inc Total			\$296.89
Rc Wegman Construction Company	7/21/2021	Wheatlands Toilet Room Siding Labor	\$16,306.00
Rc Wegman Construction Company Total			\$16,306.00
Rectrac Refund	7/8/2021	Recreation Refund	\$20.00
Rectrac Refund	7/8/2021	Recreation Refund	\$100.00
Rectrac Refund	7/8/2021	Recreation Refund	\$196.00
Rectrac Refund	7/8/2021	Recreation Refund	\$34.00
Rectrac Refund	7/8/2021	Recreation Refund	\$86.00
Rectrac Refund	7/8/2021	Recreation Refund	\$392.00
Rectrac Refund	7/8/2021	Recreation Refund	\$85.00
Rectrac Refund	7/8/2021	Recreation Refund	\$150.00
Rectrac Refund	7/8/2021	Recreation Refund	\$75.00
Rectrac Refund	7/8/2021	Recreation Refund	\$100.00
Rectrac Refund	7/8/2021	Recreation Refund	\$500.00
Rectrac Refund	7/8/2021	Recreation Refund	\$8.16
Rectrac Refund	7/14/2021	Recreation Refund	\$10.00
Rectrac Refund	7/14/2021	Recreation Refund	\$100.00
Rectrac Refund	7/14/2021	Recreation Refund	\$33.00
Rectrac Refund	7/14/2021	Recreation Refund	\$100.00
Rectrac Refund	7/14/2021	Recreation Refund	\$149.50
Rectrac Refund	7/14/2021	Recreation Refund	\$42.00
Rectrac Refund	7/14/2021	Recreation Refund	\$19.50
Rectrac Refund	7/14/2021	Recreation Refund	\$14.00
Rectrac Refund	7/22/2021	Recreation Refund	\$180.00
Rectrac Refund	7/22/2021	Recreation Refund	\$165.00
Rectrac Refund	7/22/2021	Recreation Refund	\$245.00
Rectrac Refund	7/22/2021	Recreation Refund	\$255.00
Rectrac Refund	7/22/2021	Recreation Refund	\$55.00
Rectrac Refund	7/22/2021	Recreation Refund	\$69.00

Fox Valley Park District

Bills List

For month ending 7/31/2021



Vendor	Paid Date	Description	Net Amount
Rectrac Refund	7/22/2021	Recreation Refund	\$125.00
Rectrac Refund	7/22/2021	Recreation Refund	\$19.00
Rectrac Refund	7/22/2021	Recreation Refund	\$115.00
Rectrac Refund	7/22/2021	Recreation Refund	\$90.00
Rectrac Refund	7/22/2021	Recreation Refund	\$100.00
Rectrac Refund	7/22/2021	Recreation Refund	\$66.00
Rectrac Refund	7/22/2021	Recreation Refund	\$74.00
Rectrac Refund	7/22/2021	Recreation Refund	\$268.00
Rectrac Refund	7/22/2021	Recreation Refund	\$198.00
Rectrac Refund	7/22/2021	Recreation Refund	\$100.00
Rectrac Refund	7/22/2021	Recreation Refund	\$50.00
Rectrac Refund	7/29/2021	Recreation Refund	\$6.48
Rectrac Refund	7/29/2021	Recreation Refund	\$100.00
Rectrac Refund	7/29/2021	Recreation Refund	\$456.75
Rectrac Refund	7/29/2021	Recreation Refund	\$100.00
Rectrac Refund	7/29/2021	Recreation Refund	\$10.00
Rectrac Refund Total			\$5,061.39
Recycle Design, Inc	7/14/2021	Memorial Bench Slat	\$349.00
Recycle Design, Inc Total			\$349.00
Redline Golf And Sports Turf Products	7/7/2021	Usga Topdressing Sand For Stuart Outfields	\$4,524.93
Redline Golf And Sports Turf Products Total			\$4,524.93
Reinders, Inc	7/7/2021	Equipment Parts	\$492.83
Reinders, Inc	7/7/2021	Equipment Parts	\$82.89
Reinders, Inc	7/7/2021	Equipment Parts	\$101.37
Reinders, Inc	7/14/2021	Actuator For Unit 1825	\$1,940.47
Reinders, Inc Total			\$2,617.56
Renee M Oakley	7/7/2021	Expense Reimbursement	\$124.08
Renee M Oakley Total			\$124.08
Reuland Food Service	7/7/2021	Birthday Parties - Contracted Expenses Bfarm	\$1,323.00
Reuland Food Service	7/7/2021	Gift Shop Purchases	\$482.65
Reuland Food Service Total			\$1,805.65
Rollins Aquatic Solutions Inc	7/7/2021	Lake Herbicide Treatment	\$275.00
Rollins Aquatic Solutions Inc	7/7/2021	Lake Herbicide Treatment Os Stuart Irrigation Pond	\$575.00
Rollins Aquatic Solutions Inc Total			\$850.00
Rosalyn Dunson	7/7/2021	Personal Trainer - Vac	\$355.84
Rosalyn Dunson	7/21/2021	Personal Trainer - Vac	\$312.39
Rosalyn Dunson Total			\$668.23
Ross Mechanical Group, Inc	7/7/2021	Hvac Spring Preventive Maintenance	\$4,252.50
Ross Mechanical Group, Inc	7/7/2021	Install 2 New Faucets In Bathroom	\$505.00
Ross Mechanical Group, Inc	7/7/2021	Install New Compressor At Oakhurst Maintenance	\$675.00
Ross Mechanical Group, Inc	7/7/2021	Install 2 Metering Valves At Jericho Lake	\$662.50
Ross Mechanical Group, Inc	7/7/2021	Plumbing Work At Weston Park	\$758.50

Fox Valley Park District Bills List

For month ending 7/31/2021



Vendor	Paid Date	Description	Net Amount
Ross Mechanical Group, Inc	7/7/2021	Service Orange Slide Pump - Vac	\$472.50
Ross Mechanical Group, Inc	7/7/2021	Service Mens Restroom - Lebanon Park	\$270.00
Ross Mechanical Group, Inc	7/7/2021	Service Water Line - Splash	\$308.00
Ross Mechanical Group, Inc	7/7/2021	Cap Water Lines - Wheatland Park	\$209.50
Ross Mechanical Group, Inc	7/7/2021	Repair Kitchen Water Leak - Ovgc	\$202.50
Ross Mechanical Group, Inc	7/7/2021	Repair Backflow Device At Montgomery Park	\$755.00
Ross Mechanical Group, Inc	7/7/2021	Rod Barn Bathroom Sewer Line	\$825.00
Ross Mechanical Group, Inc	7/7/2021	Install Ice Maker - Splash	\$353.00
Ross Mechanical Group, Inc	7/7/2021	Repair Kitchen Leak - Ovgc	\$135.00
Ross Mechanical Group, Inc	7/7/2021	Plumbing Repairs In Family Changing Room	\$2,242.50
Ross Mechanical Group, Inc Total			\$12,626.50
Rotary Club Of Naperville	7/7/2021	Dues 7/1/21 - 12/31/21 - R.Ossyra	\$475.00
Rotary Club Of Naperville Total			\$475.00
Runco Office Supply	7/21/2021	Office Supplies - Prisco	\$73.83
Runco Office Supply	7/21/2021	Office Supplies - Prisco	\$19.31
Runco Office Supply	7/21/2021	Office Supplies - Prisco	\$12.99
Runco Office Supply	7/21/2021	Credit Memo	(\$12.99)
Runco Office Supply Total			\$93.14
Russo's Power Equipment Inc	7/7/2021	Pruners	\$146.97
Russo's Power Equipment Inc	7/7/2021	(5) Reachers	\$114.95
Russo's Power Equipment Inc	7/7/2021	Battery Powered Small Maint Equipment	\$1,455.88
Russo's Power Equipment Inc	7/7/2021	Natural Area Supplies	\$57.98
Russo's Power Equipment Inc	7/7/2021	Safety Supplies	\$89.99
Russo's Power Equipment Inc	7/7/2021	Safety Supplies	\$135.98
Russo's Power Equipment Inc	7/7/2021	Equipment Parts	\$69.50
Russo's Power Equipment Inc	7/7/2021	Equipment Parts	\$1.99
Russo's Power Equipment Inc	7/7/2021	Tools	\$36.98
Russo's Power Equipment Inc	7/7/2021	Tools	\$29.98
Russo's Power Equipment Inc	7/21/2021	Apron Chaps	\$200.58
Russo's Power Equipment Inc	7/21/2021	Equipment Parts	\$37.98
Russo's Power Equipment Inc	7/21/2021	Straw Bucket/Backpack Sprayer, Wheelbarrow	\$497.94
Russo's Power Equipment Inc	7/21/2021	Power Broom For Turf Diamond	\$278.98
Russo's Power Equipment Inc Total			\$3,155.68
Ryan Thompson	7/7/2021	Personal Trainer - Vac	\$800.09
Ryan Thompson	7/21/2021	Personal Trainer - Vac	\$632.27
Ryan Thompson Total			\$1,432.36
Safety-Kleen Corp	7/14/2021	Parts Washer Solvent	\$294.83
Safety-Kleen Corp Total			\$294.83
Sam's Club Direct		Diamonds & Donuts Event Supplies (\$136.92) & Birth	\$341.30
Sam's Club Direct Total			\$341.30
Sandra M Gilmer	7/28/2021	Expense Reimbursement	\$381.94
Sandra M Gilmer Total			\$381.94

Fox Valley Park District Bills List

For month ending 7/31/2021



Vendor	Paid Date	Description	Net Amount
Service Sanitation, Inc	7/21/2021	Portable Restrooms	\$57.00
Service Sanitation, Inc	7/21/2021	Portable Restrooms	\$57.00
Service Sanitation, Inc	7/21/2021	Portable Restrooms	\$57.00
Service Sanitation, Inc	7/21/2021	Portable Restrooms	\$1,316.00
Service Sanitation, Inc	7/21/2021	Live & Uncorked	\$223.00
Service Sanitation, Inc	7/21/2021	Portable Restrooms	\$214.00
Service Sanitation, Inc	7/21/2021	Portable Restrooms	\$107.00
Service Sanitation, Inc	7/21/2021	Portable Restrooms	\$53.50
Service Sanitation, Inc	7/21/2021	Portable Restrooms	\$57.07
Service Sanitation, Inc	7/21/2021	Portable Restrooms	\$23.17
Service Sanitation, Inc	7/21/2021	Portable Restrooms	\$65.58
Service Sanitation, Inc	7/21/2021	Portable Restrooms	\$65.58
Service Sanitation, Inc	7/21/2021	Portable Restrooms	\$65.58
Service Sanitation, Inc	7/21/2021	Portable Restrooms	\$107.00
Service Sanitation, Inc	7/21/2021	Portable Restrooms	\$1,316.00
Service Sanitation, Inc	7/21/2021	Portable Restrooms	\$214.00
Service Sanitation, Inc	7/21/2021	Portable Restrooms	\$182.00
Service Sanitation, Inc	7/21/2021	Portable Restrooms	\$182.00
Service Sanitation, Inc	7/21/2021	Portable Restrooms	\$336.00
Service Sanitation, Inc	7/21/2021	Portable Restrooms	\$286.00
Service Sanitation, Inc	7/28/2021	Barnyard Dash	\$117.00
Service Sanitation, Inc	7/28/2021	Portable Restrooms - Hoscheit	\$174.00
Service Sanitation, Inc	7/28/2021	Portable Restrooms - Stuart Tournament	\$676.00
Service Sanitation, Inc	7/28/2021	Portable Restrooms - Stuart Tournament	\$1,206.00
Service Sanitation, Inc	7/28/2021	Portable Restrooms - Stuart Tournament	\$1,777.00
Service Sanitation, Inc	7/28/2021	Portable Restrooms - Stuart Tournament	\$612.00
Service Sanitation, Inc	7/28/2021	Service And Sanitation	\$719.00
Service Sanitation, Inc Total			\$14,775.68
Share Motor Service Llc	7/21/2021	Vac Orange Slide Pump Repairs	\$4,125.16
Share Motor Service Llc	7/21/2021	Ppac Motor Repair	\$1,234.12
Share Motor Service Llc Total			\$5,359.28
Sherwin-Williams	7/7/2021	Paint - Bfarm	\$89.39
Sherwin-Williams	7/21/2021	Paint - Bfarm	\$22.59
Sherwin-Williams	7/21/2021	Paint, Supplies - Bfarm	\$59.72
Sherwin-Williams Total			\$171.70
Sign*A*Rama	7/21/2021	Two Memorial Plaques For Waubonsie Lake	\$378.00
Sign*A*Rama Total			\$378.00
Sikich Llp	7/7/2021	Skykick Data Backup	\$787.00
Sikich Llp	7/21/2021	Server Maintenance	\$345.00
Sikich Llp	7/21/2021	Azure Cloud Storage Licensing	\$513.00
Sikich Llp	7/21/2021	Office 365 Licensing Renewal	\$3,439.00
Sikich Llp	7/21/2021	Operations Microsoft 365	\$270.00
Sikich Llp	7/21/2021	Server Security Update Maintenance	\$1,437.50

Fox Valley Park District Bills List

For month ending 7/31/2021



Vendor	Paid Date	Description	Net Amount
Sikich Llp	7/21/2021	Skykick Data Backup	\$629.00
Sikich Llp	7/21/2021	Skykick Cloud To Cloud Backup	\$215.00
Sikich Llp	7/21/2021	2020 Year Audit Services	\$4,500.00
Sikich Llp Total			\$12,135.50
Spring-Green Lawn Care	7/7/2021	Plant Protectants,Turf Amendments - Blackhawk Park	\$190.45
Spring-Green Lawn Care	7/7/2021	Plant Protectants,Turf Amendments - Hoscheit Park	\$535.96
Spring-Green Lawn Care	7/7/2021	Plant Protectants,Turf Amendments - New Haven	\$549.74
Spring-Green Lawn Care	7/7/2021	Plant Protectants,Turf Amendments - Boxing Club	\$49.61
Spring-Green Lawn Care	7/7/2021	Plant Protectants,Turf Amendments - Cole	\$49.61
Spring-Green Lawn Care	7/7/2021	Plant Protectants,Turf Amendments - Prisco	\$92.82
Spring-Green Lawn Care	7/7/2021	Plant Protectants,Turf Amendments - Vac	\$190.45
Spring-Green Lawn Care	7/7/2021	Plant Protectants,Turf Amendments - Waubonsie Lake	\$294.34
Spring-Green Lawn Care	7/7/2021	Plant Protectants,Turf Amendments - Eola	\$131.87
Spring-Green Lawn Care Total			\$2,084.85
St Charles Aquatics	7/14/2021	Swim Meet Fee	\$3,380.00
St Charles Aquatics Total			\$3,380.00
Staples Business Credit	7/7/2021	Office Supplies - Red Oak	\$53.59
Staples Business Credit	7/7/2021	Office Supplies - Red Oak	\$98.00
Staples Business Credit	7/7/2021	Custodial Supplies - Operations	\$183.55
Staples Business Credit	7/7/2021	Office Supplies - Marketing	\$55.75
Staples Business Credit	7/21/2021	Office Supplies - Admin	\$84.42
Staples Business Credit	7/21/2021	Office Supplies - Eola	\$199.99
Staples Business Credit	7/21/2021	Office Supplies - Vac	\$430.31
Staples Business Credit	7/21/2021	Office Supplies - Operations	\$7.13
Staples Business Credit	7/21/2021	Office Supplies - Operations	\$60.79
Staples Business Credit	7/21/2021	Office Supplies - Operations	\$70.99
Staples Business Credit	7/21/2021	Office Supplies - Operations	\$15.64
Staples Business Credit Total			\$1,260.16
State Fire Marshal		Boilers	\$1,216.78
State Fire Marshal		Boilers	\$143.15
State Fire Marshal Total			\$1,359.93
State Industrial Products	7/21/2021	Custodial Supplies - Vac	\$437.00
State Industrial Products Total			\$437.00
Swank Motion Pictures		Movie Rights To Outdoor Movie At Phillips	\$425.00
Swank Motion Pictures Total			\$425.00
Target		Supplies	\$122.95
Target		Coa Partnership Supplies	\$65.88
Target		Supplies	\$40.98
Target Total			\$229.81
Technical Theatre Services, Inc	7/7/2021	Tech Equipment Repair	\$298.10
Technical Theatre Services, Inc	7/7/2021	Add In-Ground Speaker - Bfarm	\$404.86
Technical Theatre Services, Inc Total			\$702.96



Fox Valley Park District Bills List

For month ending 7/31/2021

Vendor	Paid Date	Description	Net Amount
Teresa M Floral	7/28/2021	Replace Payroll Ck 391625	\$72.44
Teresa M Floral	7/28/2021	Replace Payroll Ck 391682	\$286.79
Teresa M Floral	7/28/2021	Replace Payroll Ck 391743	\$142.58
Teresa M Floral	7/28/2021	Replace Payroll Ck 391787	\$71.01
Teresa M Floral	7/28/2021	Replace Payroll Ck 391835	\$215.45
Teresa M Floral Total			\$788.27
The Barefoot Hawaii Inc		Summer Luau Dancers	\$347.50
The Barefoot Hawaii Inc Total			\$347.50
The Fitness Connection Co.	7/21/2021	Repairs To Fitness Equipment	\$182.50
The Fitness Connection Co. Total			\$182.50
The Lamar Companies	7/21/2021	Billboard Ads	\$440.00
The Lamar Companies	7/21/2021	Billboard Ads	\$930.00
The Lamar Companies Total			\$1,370.00
The Lifeguard Store, Inc	7/21/2021	Cpr Equipment For Outdoor Aquatics Training	\$1,011.95
The Lifeguard Store, Inc Total			\$1,011.95
The Sherwin Williams Co	7/7/2021	Paint - Operations	\$383.82
The Sherwin Williams Co	7/21/2021	Paint - Operations	\$124.44
The Sherwin Williams Co Total			\$508.26
Thermosystems Llc	7/14/2021	Hvac Services - Vac	\$2,468.00
Thermosystems Llc Total			\$2,468.00
Three Fires Council, Boy Scouts Of America	7/14/2021	Corporate Pinewood Derby Sponsorship	\$1,000.00
Three Fires Council, Boy Scouts Of America Total			\$1,000.00
Timothy L Johnson	7/7/2021	Personal Trainer - Vac	\$882.03
Timothy L Johnson	7/14/2021	Ready To Lose June 2021	\$266.50
Timothy L Johnson	7/21/2021	Personal Trainer - Vac	\$1,125.49
Timothy L Johnson Total			\$2,274.02
Titan Manufacturing & Distributing Inc		Fitness Equipment	\$84.99
Titan Manufacturing & Distributing Inc Total			\$84.99
Title Boxing		Merchandise	\$452.95
Title Boxing Total			\$452.95
Todd Mccrea	7/14/2021	Gift Shop Supplies	\$64.00
Todd Mccrea	7/14/2021	Gift Shop Inventory	\$32.00
Todd Mccrea Total			\$96.00
Toshiba American Business Solutions, Inc	7/21/2021	2021 Copy Charges	\$1,801.87
Toshiba American Business Solutions, Inc Total			\$1,801.87
Toshiba Financial Services	7/7/2021	Lease Of Copiers	\$1,561.28
Toshiba Financial Services Total			\$1,561.28
Total Health & Safety Inc	7/28/2021	First Aid Supplies - Cole	\$43.55
Total Health & Safety Inc	7/28/2021	First Aid Supplies - Prisco	\$178.25
Total Health & Safety Inc	7/28/2021	First Aid Supplies - Vac	\$146.15
Total Health & Safety Inc	7/28/2021	First Aid Supplies - Splash	\$155.35

Fox Valley Park District Bills List

For month ending 7/31/2021



Vendor	Paid Date	Description	Net Amount
Total Health & Safety Inc	7/28/2021	First Aid Supplies - Stuart	\$141.75
Total Health & Safety Inc	7/28/2021	First Aid Supplies - Barnes Rd	\$157.70
Total Health & Safety Inc	7/28/2021	First Aid Supplies - Eola	\$228.65
Total Health & Safety Inc Total			\$1,051.40
Transworld Systems Inc	7/21/2021	Debt Recovery Fees	\$420.00
Transworld Systems Inc		Collection Services Renewal	\$3,125.00
Transworld Systems Inc Total			\$3,545.00
Trico Mechanical Inc	7/14/2021	Replace (2) 6 Inch Isolation Valves For Therapy Uv	\$618.00
Trico Mechanical Inc	7/14/2021	Hvac Services	\$4,063.80
Trico Mechanical Inc	7/21/2021	Hvac Service	\$900.97
Trico Mechanical Inc	7/21/2021	Replace Piping	\$594.22
Trico Mechanical Inc	7/21/2021	Pipe Work At Schneider Park	\$546.22
Trico Mechanical Inc	7/21/2021	Pump Installation At North Aurora Island	\$1,506.54
Trico Mechanical Inc Total			\$8,229.75
Troy Walzak	7/21/2021	Kung Fu For Kids	\$42.00
Troy Walzak	7/28/2021	Kung Fu For Kids And Tai Chi For Health	\$1,369.20
Troy Walzak Total			\$1,411.20
Twin Oaks Landscaping	7/21/2021	2021 Park Mowing And Maint	\$16,743.00
Twin Oaks Landscaping Total			\$16,743.00
Uline	7/21/2021	Custodial Supplies- Outdoor Aquatics	\$55.16
Uline Total			\$55.16
Us Bank Equipment Finance	7/8/2021	Copier Lease - Operations	\$448.52
Us Bank Equipment Finance Total			\$448.52
Us Toy/Constructive Playthings Llc	7/21/2021	Wooden Block Houses For All Locations	\$417.93
Us Toy/Constructive Playthings Llc Total			\$417.93
V3 Construction Group Ltd	7/21/2021	2021 Natural Area Management	\$22,372.00
V3 Construction Group Ltd	7/21/2021	Ovgc Natrual Areas Management	\$1,325.00
V3 Construction Group Ltd Total			\$23,697.00
Valley Fire Protection Systems, Llc	7/7/2021	5 Year Sprinkler Test - Boxing Club	\$1,790.00
Valley Fire Protection Systems, Llc	7/14/2021	Leak Repair On Dry System -Ovgc	\$988.00
Valley Fire Protection Systems, Llc Total			\$2,778.00
Van's Lock & Key	7/14/2021	(6) Keys	\$24.00
Van's Lock & Key	7/21/2021	Key, Key Rings	\$108.30
Van's Lock & Key Total			\$132.30
Verizon Wireless	7/14/2021	Line Service 6/3 - 7/2	\$3,321.80
Verizon Wireless Total			\$3,321.80
Vermont Systems, Inc	7/7/2021	Access Control Scanner Replacements	\$1,203.42
Vermont Systems, Inc Total			\$1,203.42
Vesco Reprographic	7/21/2021	Operations Plotter Rental	\$105.00
Vesco Reprographic		Maintenance Cartridge, Ink Tanks And Media For Plo	\$932.00
Vesco Reprographic Total			\$1,037.00

Fox Valley Park District Bills List

For month ending 7/31/2021



Vendor	Paid Date	Description	Net Amount
Vonage Business Inc		Vonage Fvpd Phones	\$4,476.43
Vonage Business Inc Total			\$4,476.43
Wally's Printing	7/7/2021	Fvpd Alumni Invites	\$58.50
Wally's Printing Total			\$58.50
Walmart Supercenter # 4286		Annual Membership	\$285.00
Walmart Supercenter # 4286		Staff Meeting Supplies	\$63.89
Walmart Supercenter # 4286		Art Supplies And Summer Blast Supplies	\$104.98
Walmart Supercenter # 4286		Art Supplies And Summer Blast Supplies	\$170.69
Walmart Supercenter # 4286		Aquatic Parks - Snack Re-Sale	\$585.84
Walmart Supercenter # 4286		Supplies For Grant	\$372.24
Walmart Supercenter # 4286		Supplies For Splash Country And Birthday Parties	\$323.85
Walmart Supercenter # 4286		Camp Supplies For Mvp, Blast Camp & Gymnastics	\$102.28
Walmart Supercenter # 4286		Summer Blast Camp Supplies	\$193.33
Walmart Supercenter # 4286		Summer Camp Supplies	\$19.29
Walmart Supercenter # 4286		Summer Camp Supplies	\$336.20
Walmart Supercenter # 4286		Summer Camp Supplies	\$230.27
Walmart Supercenter # 4286		Supplies	\$88.34
Walmart Supercenter # 4286		Supplies	\$85.86
Walmart Supercenter # 4286		Camp Supplies, Interpreter Supplies, Animal Feed	\$238.05
Walmart Supercenter # 4286		Camp Supplies	\$17.32
Walmart Supercenter # 4286		Camp Supplies	\$7.48
Walmart Supercenter # 4286		Camp Supplies, Interpreter Supplies	\$22.76
Walmart Supercenter # 4286		Art Camp And Camp Blackberry Supplies	\$135.63
Walmart Supercenter # 4286		Cucumbers For Pioneer Week	\$20.34
Walmart Supercenter # 4286		Program And Camp Supplies	\$31.14
Walmart Supercenter # 4286		Art Camp Supplies	\$27.71
Walmart Supercenter # 4286		Supplies For Art Camp	\$114.54
Walmart Supercenter # 4286		Art Camp Supplies	\$62.06
Walmart Supercenter # 4286		Diamonds & Donuts Event Supplies	\$67.11
Walmart Supercenter # 4286		Tarp Straps	\$25.30
Walmart Supercenter # 4286		Hort. Supplies	\$142.98
Walmart Supercenter # 4286 Total			\$3,874.48
Walmart.Com		Office Supplies & Free Day Staff Treat	\$29.32
Walmart.Com		Laura Ingalls Wilder Day Supplies & Free Day Suppl	\$61.58
Walmart.Com		Office Supplies & Free Day Staff Expense	\$36.98
Walmart.Com Total			\$127.88
West Suburban Living Magazine	7/28/2021	Blackberry Farm Print Ad	\$775.00
West Suburban Living Magazine Total			\$775.00
When To Work, Inc		Whentowork (Summer Subscription)	\$288.00
When To Work, Inc Total			\$288.00
Wild Goose Chase, Inc	7/7/2021	Nuisance Wildlife Mitigation	\$725.00

Fox Valley Park District
 Bills List
 For month ending 7/31/2021



Vendor	Paid Date	Description	Net Amount
Wild Goose Chase, Inc	7/21/2021	Nuisance Wildlife Mitigation	\$145.00
Wild Goose Chase, Inc Total			\$870.00
William Frick & Company	7/28/2021	Rfid Greenhouse Pilot	\$77.50
William Frick & Company Total			\$77.50
Wilson Sporting Goods	7/21/2021	Sporting Goods, Athletic Eqp & Athletic Facility	\$802.77
Wilson Sporting Goods Total			\$802.77
Youth Tech Inc	7/28/2021	One Hour Youth And Adult Classes	\$2,736.00
Youth Tech Inc Total			\$2,736.00
Zoro Tools, Inc	7/7/2021	Shop Supplies	\$23.19
Zoro Tools, Inc	7/7/2021	Tools	\$52.77
Zoro Tools, Inc	7/7/2021	Shop Supplies	\$47.48
Zoro Tools, Inc	7/14/2021	Sign Mounting Brackets	\$68.82
Zoro Tools, Inc	7/14/2021	Playground Parts	\$108.32
Zoro Tools, Inc	7/14/2021	Caution Signs	\$75.30
Zoro Tools, Inc	7/21/2021	(5) No Parking Signs	\$88.40
Zoro Tools, Inc		Cable Ties For Mechanics	\$113.04
Zoro Tools, Inc Total			\$577.32
Total Paid			\$2,127,074.56

Fox Valley Park District Bills List

For month ending 8/31/2021



Vendor	Paid Date	Description	Net Amount
1St Ayd Corporation	8/4/2021	Shop Supplies	\$418.50
1St Ayd Corporation Total			\$418.50
300 Galena Auto Repairs, Inc	8/18/2021	Vehicle Wash	\$6.00
300 Galena Auto Repairs, Inc	8/18/2021	Vehicle Wash	\$6.00
300 Galena Auto Repairs, Inc Total			\$12.00
A Zoo To You	8/4/2021	Animal Feed	\$5,304.00
A Zoo To You	8/25/2021	Animal Feed	\$3,952.00
A Zoo To You	8/25/2021	Animal Feed	\$4,338.00
A Zoo To You Total			\$13,594.00
Accurate Industries, Inc	8/18/2021	Transformer - Vac	\$461.00
Accurate Industries, Inc Total			\$461.00
Accurate Repro, Inc	8/11/2021	Signage For The Outdoor Pools	\$1,035.42
Accurate Repro, Inc	8/18/2021	Signage - Bfarm	\$112.54
Accurate Repro, Inc Total			\$1,147.96
Ace Hardware	8/11/2021	Bldg Material - Shelters	\$4.49
Ace Hardware	8/11/2021	Bldg Material - Shelters	\$1.06
Ace Hardware	8/11/2021	Bldg Material - Parks	\$28.78
Ace Hardware	8/11/2021	Bldg Material - Cole	\$18.51
Ace Hardware	8/11/2021	Irrigation Parts	\$35.09
Ace Hardware	8/11/2021	Shop Supplies	\$20.65
Ace Hardware	8/11/2021	Athletic Field Material	\$56.47
Ace Hardware	8/11/2021	Athletic Field Material	\$27.03
Ace Hardware	8/11/2021	Supplies - Operations	\$47.18
Ace Hardware	8/11/2021	Bldg Material - Vac	\$44.99
Ace Hardware Total			\$284.25
Advanced Material Services, Llc	8/4/2021	Hardwood Mulch	\$196.00
Advanced Material Services, Llc	8/18/2021	Hardwood Mulch	\$392.00
Advanced Material Services, Llc	8/18/2021	Shredded Hardwood Mulch	\$294.00
Advanced Material Services, Llc Total			\$882.00
Advanced Turf Solutions	8/18/2021	25 Acre Application Crabgrass And Sedge Control	\$1,015.54
Advanced Turf Solutions Total			\$1,015.54
Advantage Government Strategies, Llc	8/18/2021	Consulting Services	\$6,250.00
Advantage Government Strategies, Llc Total			\$6,250.00
Airgas Usa Llc	8/18/2021	Fleet Welding Gas Tank Rentals	\$107.45
Airgas Usa Llc	8/18/2021	Fleet Welding Gas Tank Rentals	\$371.23
Airgas Usa Llc	8/25/2021	Portable Welder For Fleet And Trades	\$3,507.17
Airgas Usa Llc	8/25/2021	Portable Welder For Fleet And Trades	\$158.15
Airgas Usa Llc Total			\$4,144.00
Alarm Detection Systems Inc	8/18/2021	Access Cards	\$157.72
Alarm Detection Systems Inc		Quarterly Charges July-Sept 2021	\$34,926.12
Alarm Detection Systems Inc Total			\$35,083.84

Fox Valley Park District Bills List

For month ending 8/31/2021



Vendor	Paid Date	Description	Net Amount
Albertsons / Safeway		Birthday Party Supplies	\$18.07
Albertsons / Safeway		Supplies D131/ Grant	\$36.94
Albertsons / Safeway		Birthday Party Drinks	\$6.29
Albertsons / Safeway Total			\$61.30
Alfred Fajardo	8/18/2021	Orchestra Member - Summer Stage	\$150.00
Alfred Fajardo Total			\$150.00
Allen Pepa Architects Aurora Studio, Inc	8/25/2021	Architectural Services	\$5,400.00
Allen Pepa Architects Aurora Studio, Inc Total			\$5,400.00
Alta Enterprise, Llc	8/25/2021	Wm Water Pump	\$419.00
Alta Enterprise, Llc Total			\$419.00
Amazon	8/1/2021	Infant Lifevests	\$87.96
Amazon	8/1/2021	Network Racks And Patch Panels	\$426.45
Amazon	8/1/2021	Network Racks And Patch Panels	\$124.77
Amazon	8/1/2021	Art Eqp & Supplies	\$67.90
Amazon	8/1/2021	Supplies For Camp	\$124.78
Amazon	8/1/2021	Volleyballs For Mvp Camps And Programs	\$247.60
Amazon	8/1/2021	Office Supplies, Gen	\$29.99
Amazon	8/1/2021	Tv Mount And Pc Wall Mounts	\$89.97
Amazon	8/1/2021	Tv Mount And Pc Wall Mounts	\$131.97
Amazon	8/1/2021	Tv Mount And Pc Wall Mounts	\$44.99
Amazon	8/1/2021	Bang Drinks For Resale	\$173.48
Amazon	8/1/2021	Supplies For Vac Summer Blast Camp	\$72.77
Amazon	8/1/2021	Supplies For Vac Summer Blast Camp	\$83.00
Amazon	8/1/2021	Office Supplies	\$27.01
Amazon	8/1/2021	Monitors And Stand	\$44.59
Amazon	8/1/2021	Monitors And Stand	\$549.99
Amazon	8/1/2021	Crafts, Specialized	\$87.55
Amazon	8/1/2021	Pfd For Paddle Boat Operators	\$239.80
Amazon	8/1/2021	Spri Resistance Bands	\$404.25
Amazon	8/1/2021	Office Supply	\$32.99
Amazon	8/1/2021	Tools	\$79.32
Amazon	8/1/2021	General Camp Supplies	\$173.83
Amazon	8/1/2021	Bug Fest Supplies	\$28.99
Amazon	8/1/2021	Bug Fest Supplies	\$59.75
Amazon	8/1/2021	Bug Fest Supplies	\$11.83
Amazon	8/1/2021	Bug Fest Supplies	\$75.00
Amazon	8/1/2021	Bug Fest Supplies	\$95.03
Amazon	8/1/2021	Bbf Supplies	\$8.82
Amazon	8/1/2021	Bbf Supplies	\$59.60
Amazon	8/1/2021	Bbf Supplies	\$18.99
Amazon	8/1/2021	Art Supplies	\$11.53
Amazon	8/1/2021	Office Supplies	\$74.37
Amazon	8/1/2021	Coffee Supplies - Vac	\$51.50

Fox Valley Park District Bills List

For month ending 8/31/2021



Vendor	Paid Date	Description	Net Amount
Amazon	8/1/2021	Summer Blast Camp Supplies	\$19.54
Amazon	8/1/2021	Summer Blast Camp Supplies	\$39.18
Amazon	8/1/2021	Item: Exploding Kittens - A Russian Roulette Card	\$11.99
Amazon	8/1/2021	Item: Exploding Kittens - A Russian Roulette Card	\$188.69
Amazon	8/1/2021	Printer For Swim Meets	\$329.00
Amazon	8/1/2021	Art Supplies	\$6.99
Amazon	8/1/2021	Art Supplies	\$65.94
Amazon	8/1/2021	Crafts, Gen	\$5.89
Amazon	8/1/2021	Crafts, Gen	\$25.76
Amazon	8/1/2021	Crafts, Gen	\$26.96
Amazon	8/1/2021	Crafts, Gen	\$168.20
Amazon	8/1/2021	Surface Laptop Pens	\$257.85
Amazon	8/1/2021	Soap Dispensers	\$72.00
Amazon	8/1/2021	Gift Shop Items For Purchase	\$26.97
Amazon	8/1/2021	Iphone Audio Adapters	\$108.30
Amazon	8/1/2021	Merchandise-June30-Cbtc	\$23.76
Amazon	8/1/2021	Merchandise-June30-Cbtc	\$77.50
Amazon	8/1/2021	Roberts Rules Of Order Revised	\$7.99
Amazon	8/1/2021	Cbtc-Fitness Equipment	\$75.00
Amazon	8/1/2021	Office Supplies	\$49.99
Amazon	8/1/2021	Office Supplies	\$104.00
Amazon Total			\$5,531.87
Amerigas Propane, Lp	8/18/2021	Propane - Mowers/Bfarm	\$2,984.17
Amerigas Propane, Lp Total			\$2,984.17
Anderson Elevator Company	8/18/2021	Elevator Prev Maint - Vac	\$160.00
Anderson Elevator Company	8/18/2021	Elevator Prev Maint - Eola	\$160.00
Anderson Elevator Company Total			\$320.00
Andrew Auchstetter	8/11/2021	Orchestra Member - Summer Stage	\$150.00
Andrew Auchstetter Total			\$150.00
Angelina Diaz	8/18/2021	Production Staff Manager - Summer Stage	\$500.00
Angelina Diaz Total			\$500.00
Aptim Environmental & Infrastructure, Llc	8/4/2021	Environmental Consulting- Steck And Hurds Island	\$3,470.00
Aptim Environmental & Infrastructure, Llc Total			\$3,470.00
Aqua Pure Enterprises Inc	8/4/2021	Troubleshoot Pro-Minent Ppm Issues - Vac	\$220.00
Aqua Pure Enterprises Inc	8/4/2021	Pool Chemicals - Splash	\$937.95
Aqua Pure Enterprises Inc	8/4/2021	Pool Chemicals - Splash	\$88.50
Aqua Pure Enterprises Inc	8/4/2021	Aq Maint Supplies	\$84.44
Aqua Pure Enterprises Inc	8/4/2021	Pool Chemicals - Phillips	\$937.95
Aqua Pure Enterprises Inc	8/18/2021	Filter Sand Change At Phillips	\$1,729.80
Aqua Pure Enterprises Inc Total			\$3,998.64
Artlip And Sons Inc	8/25/2021	Comp Pool Unit Service	\$302.00
Artlip And Sons Inc	8/25/2021	Cole Center Fan Motor Replacement	\$759.18
Artlip And Sons Inc	8/25/2021	Vac Mens Locker Room Steam Boiler	\$453.00

Fox Valley Park District Bills List

For month ending 8/31/2021



Vendor	Paid Date	Description	Net Amount
Artlip And Sons Inc	8/25/2021	Ice Machine Startup - Splash	\$1,509.46
Artlip And Sons Inc Total			\$3,023.64
At & T	8/4/2021	Red Oak Fax 7/10 - 8/9	\$53.77
At & T	8/4/2021	Prisco - New Elevator 7/10 - 8/9	\$54.67
At & T	8/4/2021	Police Fax 7/10 - 8/9	\$54.68
At & T	8/4/2021	Eola Elevator 7/13 - 8/12	\$54.62
At & T	8/4/2021	Prisco Elevator/Fax 7/13 - 8/12	\$246.27
At & T	8/4/2021	Cole Fax 7/19 - 8/18	\$54.50
At & T	8/4/2021	Eola Fax 7/22 - 8/21	\$54.44
At & T	8/4/2021	Vac Elevator, Area Of Rescue 7/25 - 8/24	\$111.99
At & T	8/4/2021	Vac Fax 7/25 - 8/24	\$54.39
At & T	8/25/2021	Red Oak Fax 8/10 - 9/9	\$53.93
At & T	8/25/2021	Prisco - New Elevator 8/10 - 9/9	\$54.84
At & T	8/25/2021	Police Fax 8/10 - 9/9	\$54.89
At & T	8/25/2021	Eola Elevator 8/13 - 9/12	\$54.85
At & T	8/25/2021	Bfarm Summer Kitchen 8/7 - 9/6	\$54.84
At & T	8/25/2021	Bfarm Fax 8/7 - 9/6	\$61.27
At & T	8/25/2021	Prisco Elevator/Fax 8/13 - 9/12	\$340.39
At & T Total			\$1,414.34
At&T	8/4/2021	Long Distance Service	\$21.78
At&T	8/4/2021	Fvpd Internet	\$1,229.07
At&T	8/11/2021	Internet - Ovgc	\$120.41
At&T	8/18/2021	Circuit Service	\$4,529.59
At&T	8/25/2021	Long Distance Service	\$21.77
At&T Total			\$5,922.62
At&T Mobility	8/4/2021	Cell Extender	\$3.24
At&T Mobility	8/25/2021	Cell Extender	\$3.24
At&T Mobility Total			\$6.48
Atlas Bobcat, Llc	8/25/2021	Brooms For 3650'S	\$1,819.11
Atlas Bobcat, Llc Total			\$1,819.11
Aurora Truck Center	8/18/2021	250' Irrigation/Watering Hose	\$676.00
Aurora Truck Center Total			\$676.00
Babolat	8/25/2021	Vac Tennis Shop Merchandise	\$56.32
Babolat Total			\$56.32
Barrett's Soft Water Company	8/18/2021	Service Contract/Salt - Vac	\$235.78
Barrett's Soft Water Company	8/18/2021	Service Contract/Salt - Cole	\$181.93
Barrett's Soft Water Company	8/18/2021	Service Contract - Red Oak	\$85.00
Barrett's Soft Water Company	8/18/2021	Service Contract/Salt - Red Oak	\$117.31
Barrett's Soft Water Company	8/18/2021	Service Contract/Salt - Cole	\$192.70
Barrett's Soft Water Company	8/18/2021	Service Contract - Red Oak	\$85.00
Barrett's Soft Water Company	8/18/2021	Service Contract/Salt - Vac	\$300.40

Fox Valley Park District Bills List

For month ending 8/31/2021



Vendor	Paid Date	Description	Net Amount
Barrett's Soft Water Company	8/18/2021	Service Contract - Cole	\$85.00
Barrett's Soft Water Company Total			\$1,283.12
Bdk Door Inc	8/18/2021	Repair Door - Prisco	\$185.00
Bdk Door Inc	8/18/2021	Repair Door - Vac	\$253.00
Bdk Door Inc	8/18/2021	Door Repair - Vac	\$185.00
Bdk Door Inc	8/18/2021	Door Repairs At Vac	\$897.50
Bdk Door Inc	8/18/2021	Repair Door 11N - Cole	\$961.92
Bdk Door Inc	8/18/2021	Door Repair - Bfarm Weaver's Cabin	\$160.00
Bdk Door Inc	8/18/2021	Install 4 Detex Alarms On Vac Gym Doors	\$1,729.00
Bdk Door Inc Total			\$4,371.42
Best Buy For Business		Surface Pen	\$74.85
Best Buy For Business Total			\$74.85
Bob's Best Septic, Inc	8/18/2021	Pump Septic Tank At North Aurora Island	\$660.00
Bob's Best Septic, Inc Total			\$660.00
Boomer T's		Bugfest Supplies	\$736.00
Boomer T's Total			\$736.00
Bradley W Grevengoed	8/25/2021	Ferrier For Ponies	\$480.00
Bradley W Grevengoed	8/25/2021	Ferrier For Ponies	\$480.00
Bradley W Grevengoed Total			\$960.00
Brett L Meier	8/11/2021	Expense Reimbursement	\$80.69
Brett L Meier Total			\$80.69
Brink's Incorporated	8/18/2021	Contracted Services	\$340.94
Brink's Incorporated	8/18/2021	Contracted Services	\$2,339.51
Brink's Incorporated Total			\$2,680.45
Bsn Sports Inc	8/25/2021	Basketball Hoop Attic Stock For Vac	\$724.97
Bsn Sports Inc Total			\$724.97
Buck Services, Inc	8/18/2021	Contractual Cleaning - Eola	\$33,353.75
Buck Services, Inc	8/18/2021	Contractual Cleaning - Prisco	\$22,302.25
Buck Services, Inc	8/18/2021	Contractual Cleaning - Bfarm	\$9,078.25
Buck Services, Inc	8/18/2021	Contractual Cleaning - Red Oak	\$2,882.25
Buck Services, Inc	8/18/2021	Custodial Services For Splash	\$2,122.00
Buck Services, Inc	8/18/2021	Vac Janitorial Services	\$26,849.00
Buck Services, Inc	8/18/2021	Custodial Services For Phillips Aquatic Park	\$1,875.75
Buck Services, Inc	8/18/2021	Custodial - Maint Shops,Cole,Boxing Club,Stuart	\$9,570.25
Buck Services, Inc Total			\$108,033.50
Burriss Equipment Co.	8/4/2021	Equipment Parts	\$272.83
Burriss Equipment Co.	8/4/2021	Equipment Parts	\$256.81
Burriss Equipment Co.	8/4/2021	Equipment Parts	\$210.13
Burriss Equipment Co.	8/4/2021	Equipment Parts	\$238.99
Burriss Equipment Co.	8/11/2021	Repair On Sprayer 1637	\$506.89
Burriss Equipment Co. Total			\$1,485.65

Fox Valley Park District Bills List

For month ending 8/31/2021



Vendor	Paid Date	Description	Net Amount
Cantigny Park		Overpayment	(\$50.00)
Cantigny Park Total			(\$50.00)
Capital One Trade Credit	8/11/2021	Jobsite Fans	\$150.10
Capital One Trade Credit	8/18/2021	Cord Reel, Stool	\$186.97
Capital One Trade Credit	8/25/2021	Rolling Stool For Wm	\$155.98
Capital One Trade Credit Total			\$493.05
Cardmember Services - Visa	8/16/2021	Management Expense	\$51.90
Cardmember Services - Visa	8/16/2021	July Legal Services - Retainer	\$6,750.00
Cardmember Services - Visa Total			\$6,801.90
Carolyn Gasik	8/4/2021	Personal Trainer - Eola	\$269.05
Carolyn Gasik	8/18/2021	Personal Trainer - Eola	\$317.74
Carolyn Gasik Total			\$586.79
Carrico Aquatic Resources, Inc	8/4/2021	Vac Contractual Pool Services	\$600.00
Carrico Aquatic Resources, Inc Total			\$600.00
Carroll Construction Supply	8/4/2021	Material - Blackberry Crossing Shelter	\$163.00
Carroll Construction Supply	8/4/2021	Sonotubes - Playgrounds	\$138.00
Carroll Construction Supply	8/18/2021	Paint, Supplies - Operations	\$83.86
Carroll Construction Supply Total			\$384.86
Cartegraph Systems Llc	8/18/2021	Caregraph Training Hours For Am 2021	\$2,541.67
Cartegraph Systems Llc Total			\$2,541.67
Cctmo Llc	8/4/2021	Copley Boxing Antenna Rental	\$450.88
Cctmo Llc Total			\$450.88
Centaur Forge Llc		Coal For Blacksmith Shop	\$420.00
Centaur Forge Llc Total			\$420.00
Cfa Software	8/18/2021	Annual Cfa Support Services	\$2,995.00
Cfa Software Total			\$2,995.00
Chasewood Services	8/25/2021	Lego Robotics Summer Camp	\$2,070.25
Chasewood Services	8/25/2021	Lego Robotics Summer Camp	\$2,866.50
Chasewood Services	8/25/2021	Lego Robotics Summer Camp	\$7,873.50
Chasewood Services Total			\$12,810.25
Chess Scholars	8/11/2021	Chess Scholars	\$710.00
Chess Scholars	8/11/2021	Chess Scholars	\$288.00
Chess Scholars	8/11/2021	Chess Scholars	\$560.00
Chess Scholars	8/11/2021	Chess Scholars	\$553.00
Chess Scholars Total			\$2,111.00
Chicago Communications Llc	8/4/2021	Cars 12 And 13 To Convert To Pso Pool	\$190.00
Chicago Communications Llc	8/18/2021	Radio Contract	\$9,850.00
Chicago Communications Llc Total			\$10,040.00
Chicago Tribune Media Group	8/18/2021	Legal Notice - Fox Fitness River Center	\$257.44

Fox Valley Park District Bills List

For month ending 8/31/2021



Vendor	Paid Date	Description	Net Amount
Chicago Tribune Media Group		(2) Mo Subscription	\$71.92
Chicago Tribune Media Group Total			\$329.36
Cintas	8/4/2021	Shop Towels, Covers, Sanis Service	\$76.63
Cintas	8/18/2021	Shop Towels, Covers, Sanis Service	\$76.63
Cintas	8/25/2021	Shop Towels, Covers, Sanis Service	\$76.63
Cintas Total			\$229.89
City Of Aurora	8/5/2021	Coa Engineering Permit Hometown	\$1,500.00
City Of Aurora	8/18/2021	Food/Beverage Tax For July 2021	\$39.55
City Of Aurora	8/18/2021	Blackberry Farm House Rental License	\$90.00
City Of Aurora		Liquor Permit Fee	\$25.00
City Of Aurora Total			\$1,654.55
City Of Aurora/Water Department	8/4/2021	Simmons 5/21 - 7/16	\$897.00
City Of Aurora/Water Department	8/18/2021	Splash 5/28 - 7/30	\$683.80
City Of Aurora/Water Department	8/18/2021	Stuart Sports 5/28 - 7/30	\$3,413.80
City Of Aurora/Water Department	8/18/2021	Copley I 5/28 - 7/30	\$39.00
City Of Aurora/Water Department	8/18/2021	Splash 5/28 - 7/30	\$25,690.60
City Of Aurora/Water Department	8/18/2021	Splash 5/28 - 7/30	\$49.40
City Of Aurora/Water Department	8/18/2021	Barnes Rd Maint 5/27 - 7/30	\$293.80
City Of Aurora/Water Department	8/18/2021	Bfarm 5/28 - 7/30	\$33.80
City Of Aurora/Water Department	8/18/2021	Vac 8/27 - 7/30	\$5,389.80
City Of Aurora/Water Department	8/18/2021	Greenhouse 5/28 - 7/30	\$75.40
City Of Aurora/Water Department	8/18/2021	Bfarm 3/26 - 7/30	\$61.80
City Of Aurora/Water Department	8/25/2021	Waubonsie Lake 6/4 - 8/6	\$54.60
City Of Aurora/Water Department	8/25/2021	Waubonsie Creek 6/4 - 8/6	\$85.80
City Of Aurora/Water Department	8/25/2021	Waubonsie Lake 6/4 - 8/6	\$169.00
City Of Aurora/Water Department	8/25/2021	Eola 6/4 - 8/6	\$137.80
City Of Aurora/Water Department	8/25/2021	Eola 6/4 - 8/6	\$3,725.80
City Of Aurora/Water Department	8/25/2021	Spring Lake 6/3 - 8/6	\$189.80
City Of Aurora/Water Department Total			\$40,991.00
Clc Lubricants Company	8/25/2021	Oil And Grease For Bbf	\$433.15
Clc Lubricants Company Total			\$433.15
Comcast Cable	8/4/2021	Internet - Red Oak 7/25 - 8/24	\$178.40
Comcast Cable	8/4/2021	Internet - Barnes 7/27 - 8/26	\$178.35
Comcast Cable	8/4/2021	Cable/Internet - Vac 7/23 - 8/22	\$676.19
Comcast Cable	8/4/2021	Cole 7/16 - 8/15	\$596.42
Comcast Cable	8/4/2021	Internet - Phillips 7/23 - 8/22	\$228.40
Comcast Cable	8/4/2021	Internet - Prisco 7/18 - 8/17	\$353.35
Comcast Cable	8/4/2021	Internet - Vac 7/24 - 8/23	\$353.35
Comcast Cable	8/4/2021	Internet - Eola 7/21 - 8/20	\$353.35
Comcast Cable	8/4/2021	Internet - Boxing Club 7/19 - 8/18	\$183.40
Comcast Cable	8/4/2021	Internet - Bfarm 7/25 - 8/24	\$288.35
Comcast Cable	8/4/2021	Internet - Bfarm Summer Kitchen 7/14 - 8/13	\$88.40

Fox Valley Park District Bills List

For month ending 8/31/2021



Vendor	Paid Date	Description	Net Amount
Comcast Cable	8/4/2021	Cable - Vac Fitness 7/21 - 8/20	\$180.06
Comcast Cable	8/4/2021	Cable - Prisco/Fvsra 7/21 - 8/20	\$122.06
Comcast Cable	8/4/2021	Cable - Prisco Fitness 7/21 - 8/20	\$432.18
Comcast Cable	8/4/2021	Internet - Bfarm 7/20 - 8/19	\$172.70
Comcast Cable	8/4/2021	Internet - Oakhurst 7/31 - 8/30	\$178.35
Comcast Cable	8/11/2021	Internet - Greenhouse 8/4 - 9/3	\$178.40
Comcast Cable	8/11/2021	Internet - Splash 8/4 - 9/3	\$233.40
Comcast Cable	8/11/2021	Cable - Prisco Fitness 8/2 - 9/1	\$148.45
Comcast Cable	8/25/2021	Cable/Internet - Vac 8/23 - 9/22	\$477.19
Comcast Cable	8/25/2021	Cable, Internet - Cole 8/16 - 9/15	\$606.42
Comcast Cable	8/25/2021	Internet - Phillips 8/23 - 9/22	\$228.40
Comcast Cable	8/25/2021	Internet - Prisco 8/18 - 9/17	\$353.35
Comcast Cable	8/25/2021	Internet - Vac 8/24 - 9/23	\$353.35
Comcast Cable	8/25/2021	Internet - Eola 8/21 - 9/20	\$353.35
Comcast Cable	8/25/2021	Internet - Boxing Club 8/19 - 9/18	\$183.40
Comcast Cable	8/25/2021	Internet - Bfarm Summer Kitchen 8/14 - 9/13	\$88.40
Comcast Cable	8/25/2021	Cable - Vac Fitness 8/21 - 9/20	\$180.06
Comcast Cable	8/25/2021	Internet - Phillips 8/10 - 9/9	\$113.35
Comcast Cable	8/25/2021	Cable - Prisco/Fvsra 8/21 - 9/20	\$122.06
Comcast Cable	8/25/2021	Cable - Prisco Fitness 8/21 - 9/20	\$432.18
Comcast Cable	8/25/2021	Internet - Bfarm 8/20 - 9/19	\$172.70
Comcast Cable Total			\$8,787.77
Comed	8/4/2021	N River St 6/22 - 7/22	\$44.32
Comed	8/4/2021	Bfarm 6/29 - 7/29	\$38.49
Comed	8/4/2021	Barnes Rd Maint 6/29 - 7/29	\$14.69
Comed	8/11/2021	Westwood 6/29 - 7/29	\$24.38
Comed	8/11/2021	Blackhwak 7/6 - 8/4	\$40.37
Comed	8/11/2021	Jewel 7/6 - 8/4	\$48.15
Comed	8/25/2021	Lebanon Park 7/20 - 8/18	\$36.64
Comed	8/25/2021	Austin Park 7/20 - 8/18	\$48.21
Comed Total			\$295.25
Comers Welding Service Inc	8/18/2021	Repair Aluminum Cycle - Sutton Park	\$60.00
Comers Welding Service Inc Total			\$60.00
Communities In Schools	8/31/2021	Grant Reimbursement	\$87,524.00
Communities In Schools Total			\$87,524.00
Companeros En Salud/Partners In Health, Nfp	8/11/2021	Annual Membership - Ivan Chambers	\$50.00
Companeros En Salud/Partners In Health, Nfp Total			\$50.00
Concentric Integration, Llc	8/4/2021	Scada Phase 1 Improvements Splash,Ppac,Vac	\$9,150.00
Concentric Integration, Llc Total			\$9,150.00
Conserv Fs, Inc	8/18/2021	Natural Area - Cole	\$67.20

Fox Valley Park District Bills List

For month ending 8/31/2021



Vendor	Paid Date	Description	Net Amount
Conserv Fs, Inc	8/18/2021	Chemicals For Treating Tree Stumps	\$1,305.00
Conserv Fs, Inc Total			\$1,372.20
Constellation Newenergy-Electric	8/4/2021	Lebanon 6/18 - 7/20	\$28.52
Constellation Newenergy-Electric	8/4/2021	Lebanon 6/18 - 7/20	\$22.76
Constellation Newenergy-Electric	8/4/2021	Waubonsie Creek 6/21 - 7/21	\$108.74
Constellation Newenergy-Electric	8/4/2021	Waubonsie Tennis 6/21 - 7/21	\$71.22
Constellation Newenergy-Electric	8/4/2021	Wheatland 6/24 - 7/26	\$37.80
Constellation Newenergy-Electric	8/4/2021	Stuart Sports 6/23 - 7/23	\$1,747.51
Constellation Newenergy-Electric	8/4/2021	Stuart Sign 6/21 - 7/21	\$25.43
Constellation Newenergy-Electric	8/4/2021	Eola 6/22 - 7/21	\$5,549.15
Constellation Newenergy-Electric	8/4/2021	Oakhurst 6/22 - 7/22	\$106.38
Constellation Newenergy-Electric	8/11/2021	Bfarm 6/29 - 7/29	\$2,035.89
Constellation Newenergy-Electric	8/11/2021	Splash 6/29 - 7/29	\$5,688.46
Constellation Newenergy-Electric	8/18/2021	Jericho Lake 6/29 - 7/29	\$43.60
Constellation Newenergy-Electric	8/18/2021	Blackberry Trail 6/29 - 7/29	\$25.48
Constellation Newenergy-Electric	8/18/2021	Copley I Ballfield 6/30 - 7/30	\$16.36
Constellation Newenergy-Electric	8/18/2021	Barnes Rd Maint 6/29 - 7/29	\$243.40
Constellation Newenergy-Electric	8/18/2021	Montgomery Park 6/30 - 7/30	\$27.05
Constellation Newenergy-Electric	8/18/2021	Archery 7/2 - 8/3	\$19.27
Constellation Newenergy-Electric	8/18/2021	Greene Field Park 7/7 - 8/5	\$35.65
Constellation Newenergy-Electric	8/18/2021	New Haven 7/7 - 8/5	\$45.55
Constellation Newenergy-Electric	8/18/2021	Fox River Trail West 7/6 - 8/4	\$13.62
Constellation Newenergy-Electric	8/18/2021	Wilbert Walters Park 7/7 - 8/5	\$22.50
Constellation Newenergy-Electric	8/18/2021	Vac 7/7 - 8/5	\$27,355.18
Constellation Newenergy-Electric	8/18/2021	Prisco 7/6 - 8/4	\$4,858.95
Constellation Newenergy-Electric	8/18/2021	Na Restroom 7/9 - 8/9	\$29.02
Constellation Newenergy-Electric	8/18/2021	Simmons Park 7/12 - 8/10	\$33.26
Constellation Newenergy-Electric	8/18/2021	Cool Acres 7/9 - 8/9	\$59.95
Constellation Newenergy-Electric	8/18/2021	Schneider Park/School 7/9 - 8/9	\$24.45
Constellation Newenergy-Electric	8/18/2021	No Aurora Island Park 7/9 - 8/9	\$32.72
Constellation Newenergy-Electric	8/18/2021	Red Oak 7/9 - 8/9	\$612.23
Constellation Newenergy-Electric	8/25/2021	Goodwin Park/School 7/8 - 8/6	\$67.15
Constellation Newenergy-Electric	8/25/2021	Cole Storage Building 7/8 - 8/6	\$47.27
Constellation Newenergy-Electric	8/25/2021	Cole 7/8 - 8/6	\$2,736.32
Constellation Newenergy-Electric	8/25/2021	Veteran's Island 7/8 - 8/6	\$27.60
Constellation Newenergy-Electric	8/25/2021	Boxing Club 7/13 - 8/11	\$582.05
Constellation Newenergy-Electric	8/25/2021	Greenhouse 7/6 - 8/4	\$262.11
Constellation Newenergy-Electric	8/25/2021	Spring Lake 7/15 - 8/13	\$32.44
Constellation Newenergy-Electric	8/25/2021	Waubonsie Lake Park 7/15 - 8/13	\$58.25
Constellation Newenergy-Electric Total			\$52,733.29
Constellation Newenergy-Gas Division, Llc	8/11/2021	Vac 7/1 - 7/31	\$3,093.34
Constellation Newenergy-Gas Division, Llc	8/11/2021	Prisco 7/1 - 7/31	\$396.01
Constellation Newenergy-Gas Division, Llc	8/11/2021	Eola 7/1 - 7/31	\$301.56

Fox Valley Park District Bills List

For month ending 8/31/2021



Vendor	Paid Date	Description	Net Amount
Constellation Newenergy-Gas Division, Llc	8/11/2021	Greenhouse 7/1 - 7/31	\$246.82
Constellation Newenergy-Gas Division, Llc Total			\$4,037.73
Currie Motors Frankfort, Inc	8/11/2021	Replacement Vehicle - 2021 Ford Transit	\$34,431.00
Currie Motors Frankfort, Inc Total			\$34,431.00
Cvs Pharmacy #01161		Vac Aquatics Pepsi	\$15.13
Cvs Pharmacy #01161 Total			\$15.13
Cyclones Volleyball Inc	8/4/2021	Cyclones Volleyball League	\$3,687.75
Cyclones Volleyball Inc	8/4/2021	Volleyball Skills And Drills	\$1,176.00
Cyclones Volleyball Inc Total			\$4,863.75
Dale Johnson	8/4/2021	Firewood For Pioneer Cabin	\$260.00
Dale Johnson	8/25/2021	Wood For Demonstrations	\$260.00
Dale Johnson Total			\$520.00
Daniel G Arzola	8/11/2021	Replace Payroll Ck 392369	\$262.20
Daniel G Arzola Total			\$262.20
David M Ramsey	8/4/2021	Google Virtual Tour	\$1,150.00
David M Ramsey	8/25/2021	Google Virtual Tour	\$1,600.00
David M Ramsey Total			\$2,750.00
David N Summer	8/11/2021	Expense Reimbursement	\$700.00
David N Summer Total			\$700.00
David P Dobes	8/11/2021	Programs	\$876.00
David P Dobes Total			\$876.00
Daxko Llc	8/11/2021	Tech Service	\$3,000.00
Daxko Llc Total			\$3,000.00
Deborah A Smith	8/18/2021	Fvpd Imrf Retiree Picnic	\$500.00
Deborah A Smith Total			\$500.00
Debra Miller	8/11/2021	Mrs. Lincoln Reenactor	\$400.00
Debra Miller Total			\$400.00
Deuchler Engineering Corp	8/4/2021	Iepa Testing For Splash	\$990.00
Deuchler Engineering Corp	8/25/2021	Construction Admin - Simmons	\$713.25
Deuchler Engineering Corp	8/25/2021	Pesticide And Flamable Storage	\$678.63
Deuchler Engineering Corp	8/25/2021	Cool Acres Design Engineering	\$118.88
Deuchler Engineering Corp	8/25/2021	Survey Work - Aurora Prairie & Copley	\$90.00
Deuchler Engineering Corp	8/25/2021	Iepa Testing Phillips Park	\$1,281.00
Deuchler Engineering Corp	8/25/2021	Iepa Testing For Splash	\$945.00
Deuchler Engineering Corp Total			\$4,816.76
Diane Buscher	8/18/2021	Expense Reimbursement	\$50.00
Diane Buscher	8/25/2021	Expense Reimbursement	\$165.51
Diane Buscher Total			\$215.51
Direct Fitness Solutions, Llc	8/4/2021	Dfs Repairs To Eola Fitness Equipment	\$117.00
Direct Fitness Solutions, Llc	8/18/2021	Fitness Repairs At Vac	\$964.37

Fox Valley Park District Bills List

For month ending 8/31/2021



Vendor	Paid Date	Description	Net Amount
Direct Fitness Solutions, Llc	8/18/2021	Fitness Repairs At Eola	\$426.99
Direct Fitness Solutions, Llc Total			\$1,508.36
Directv	8/11/2021	Monthly Fees - Eola	\$121.00
Directv Total			\$121.00
Dmarcian		Record Monitoring	\$24.00
Dmarcian Total			\$24.00
Dollar Tree Stores, Inc		Supplies For Vac Summer Blast Camp	\$111.00
Dollar Tree Stores, Inc Total			\$111.00
Don Bohr & Sons	8/18/2021	North River Street Park Concrete Replacement	\$13,505.00
Don Bohr & Sons	8/11/2021	Cowherd Park Concrete Improvements Per Plan	\$16,300.00
Don Bohr & Sons Total			\$29,805.00
Engineering Enterprises Inc	8/18/2021	Ovgc Parking Lot Construction	\$6,886.00
Engineering Enterprises Inc	8/18/2021	Ovgc Parking Lot Construction	\$6,223.25
Engineering Enterprises Inc Total			\$13,109.25
Entertainment Industries Llc		Dj For Special Event	\$300.00
Entertainment Industries Llc Total			\$300.00
Environmental Systems Research Institute, Inc	8/4/2021	2021 Esri License	\$4,806.00
Environmental Systems Research Institute, Inc Total			\$4,806.00
Facebook		Dive-In-Movie Facebook Ad	\$5.00
Facebook		Fox Fitness Facebook Ad	\$35.00
Facebook		Fox Fitness And Dive-In-Movie Facebook Ad	\$35.00
Facebook Total			\$75.00
Farm & Fleet Montgomery		Fly Spray For Ponies	\$84.96
Farm & Fleet Montgomery		Fly Spray For Ponies	\$118.98
Farm & Fleet Montgomery Total			\$203.94
Fastenal Company	8/4/2021	Mechanic Hardware	\$611.13
Fastenal Company	8/4/2021	Safety Supplies For Barnes Rd	\$1,248.48
Fastenal Company	8/18/2021	Vending Safety Supplies - Oakhurst	\$195.50
Fastenal Company	8/18/2021	Shop Supplies	\$45.51
Fastenal Company	8/18/2021	Vending Safety Supplies - Cole	\$212.40
Fastenal Company Total			\$2,313.02
Fastsigns Of Naperville	8/4/2021	(12) Signs	\$499.50
Fastsigns Of Naperville	8/18/2021	Wayfinding Signage	\$49.70
Fastsigns Of Naperville	8/18/2021	Hydrochlororic Acid Sticker	\$50.50
Fastsigns Of Naperville	8/18/2021	(2) Restroom Signs	\$99.40
Fastsigns Of Naperville	8/18/2021	(36) Temporary Closed Signs	\$360.00
Fastsigns Of Naperville	8/18/2021	Vna Sign	\$53.45
Fastsigns Of Naperville	8/18/2021	50 No Dumping Signs	\$650.00
Fastsigns Of Naperville Total			\$1,762.55

Fox Valley Park District Bills List

For month ending 8/31/2021



Vendor	Paid Date	Description	Net Amount
Faulks Bros. Construction Inc	8/11/2021	Infield Material For Ridge And Breckenridge	\$1,659.15
Faulks Bros. Construction Inc	8/11/2021	Infield Material For Ridge And Breckenridge	\$1,722.60
Faulks Bros. Construction Inc Total			\$3,381.75
Fedex	8/18/2021	Shipping	\$118.41
Fedex Total			\$118.41
Feece Oil Company	8/4/2021	Allocated Fuel Charge/Diesel	\$610.35
Feece Oil Company	8/4/2021	Allocated Fuel Charge/Gasoline	\$960.03
Feece Oil Company	8/4/2021	Oil	\$883.22
Feece Oil Company	8/4/2021	Allocated Fuel Charge/Diesel	\$612.60
Feece Oil Company	8/4/2021	Allocated Fuel Charge/Gasoline	\$805.02
Feece Oil Company	8/4/2021	Allocated Fuel Charge/Diesel	\$303.54
Feece Oil Company	8/4/2021	Allocated Fuel Charge/Gasoline	\$789.80
Feece Oil Company	8/4/2021	Allocated Fuel Charge/Diesel	\$977.60
Feece Oil Company	8/4/2021	Allocated Fuel Charge/Diesel	\$741.48
Feece Oil Company	8/4/2021	Allocated Fuel Charge/Gasoline	\$2,476.74
Feece Oil Company	8/4/2021	Tank Rental - Bfarm	\$100.00
Feece Oil Company	8/18/2021	Allocated Fuel Charge/Gasoline	\$774.77
Feece Oil Company	8/18/2021	Allocated Fuel Charge/Diesel	\$464.75
Feece Oil Company	8/18/2021	Allocated Fuel Charge/Gasoline	\$206.59
Feece Oil Company	8/18/2021	Allocated Fuel Charge/Gasoline	\$1,047.90
Feece Oil Company	8/18/2021	Allocated Fuel Charge/Diesel	\$470.23
Feece Oil Company	8/18/2021	Allocated Fuel Charge/Gasoline	\$832.48
Feece Oil Company	8/18/2021	Allocated Fuel Charge/Gasoline	\$3,855.50
Feece Oil Company	8/18/2021	Allocated Fuel Charge/Diesel	\$1,013.69
Feece Oil Company	8/18/2021	Allocated Fuel Charge/Diesel	\$661.86
Feece Oil Company Total			\$18,588.15
Finer Finish Grounds Care Llc	8/18/2021	2021 Gas Line Mowing	\$5,533.40
Finer Finish Grounds Care Llc Total			\$5,533.40
First Illinois Systems, Inc	8/4/2021	July Pest Control - Prisco	\$120.00
First Illinois Systems, Inc	8/18/2021	August Pest Control - Bfarm	\$136.00
First Illinois Systems, Inc	8/18/2021	August Pest Control - Splash	\$87.00
First Illinois Systems, Inc	8/18/2021	August Pest Control - Boxing Club	\$56.00
First Illinois Systems, Inc	8/18/2021	August Pest Control - Cole	\$115.00
First Illinois Systems, Inc	8/18/2021	August Pest Control - Eola	\$99.00
First Illinois Systems, Inc	8/18/2021	August Pest Control - Greenhouse	\$49.00
First Illinois Systems, Inc	8/18/2021	August Pest Control - Oakhurst	\$33.00
First Illinois Systems, Inc	8/18/2021	August Pest Control - Phillips	\$77.00
First Illinois Systems, Inc	8/18/2021	August Pest Control - Prisco	\$102.00
First Illinois Systems, Inc	8/18/2021	August Pest Control - Red Oak	\$66.00
First Illinois Systems, Inc	8/18/2021	August Pest Control - Stuart	\$29.00
First Illinois Systems, Inc	8/18/2021	August Pest Control - Vac	\$155.00
First Illinois Systems, Inc Total			\$1,124.00

Fox Valley Park District Bills List

For month ending 8/31/2021



Vendor	Paid Date	Description	Net Amount
Five Star Officiating	8/11/2021	Sports Officials	\$1,680.00
Five Star Officiating Total			\$1,680.00
Flameproof Companies	8/4/2021	Treated 3" X 8" X 16' Timbers For Ovgc Bridge Deck	\$13,375.00
Flameproof Companies	8/18/2021	Shelter Beam Replacement Project	\$880.00
Flameproof Companies	8/18/2021	Timbers For Shelter	\$1,200.00
Flameproof Companies Total			\$15,455.00
Fox Metro Wrđ	8/11/2021	Simmons 5/21 - 7/16	\$811.03
Fox Metro Wrđ	8/25/2021	Stuart Concession/South 5/15 - 7/15	\$502.81
Fox Metro Wrđ	8/25/2021	Blackberry Trail 11/15 - 7/15	\$13.06
Fox Metro Wrđ	8/25/2021	Greenhouse 5/28 - 7/30	\$39.18
Fox Metro Wrđ	8/25/2021	Copley I 5/28 - 7/30	\$4.57
Fox Metro Wrđ	8/25/2021	Barnes Rd Maint 5/27 - 7/30	\$244.22
Fox Metro Wrđ	8/25/2021	Vac 5/27 - 7/30	\$5,030.71
Fox Metro Wrđ	8/25/2021	Splash Concession 5/28 - 7/30	\$14.37
Fox Metro Wrđ	8/25/2021	Splash Bath 5/28 - 7/30	\$610.56
Fox Metro Wrđ Total			\$7,270.51
Fox Valley Filter	8/18/2021	Filter And Belts - Eola	\$561.44
Fox Valley Filter	8/18/2021	Filter And Belts - Prisco	\$602.67
Fox Valley Filter	8/18/2021	Filter And Belts - Ovgc	\$110.48
Fox Valley Filter	8/18/2021	Filter And Belts - Vac	\$1,104.91
Fox Valley Filter	8/18/2021	Filter And Belts - Cole	\$481.49
Fox Valley Filter Total			\$2,860.99
Fox Valley Park District	8/25/2021	Red Oak Visit Ecare	\$75.00
Fox Valley Park District Total			\$75.00
Fox Valley Sand Blasting, Inc	8/4/2021	Sandblast (2) Plates	\$495.00
Fox Valley Sand Blasting, Inc Total			\$495.00
Frank Marshall Electric, Inc	8/4/2021	Replace Emergency Lights At Vac	\$500.43
Frank Marshall Electric, Inc	8/4/2021	Install Power Feed For Compressor At Splash	\$1,720.29
Frank Marshall Electric, Inc	8/18/2021	Cole Electrical Moves	\$529.00
Frank Marshall Electric, Inc	8/18/2021	Ppac Electrical Repairs And Inspection	\$9,010.90
Frank Marshall Electric, Inc Total			\$11,760.62
Fun Express Llc	8/18/2021	Program Supplies - Red Oak	\$393.90
Fun Express Llc		Supplies For Camp And Programs	\$572.00
Fun Express Llc Total			\$965.90
Game Time C/O Cunningham Recreation	8/18/2021	Playground Parts	\$2,015.27
Game Time C/O Cunningham Recreation Total			\$2,015.27
Gary Kantor	8/4/2021	Vac Summer Blast Camp In House Field Trip	\$480.00
Gary Kantor Total			\$480.00
Gempler's	8/4/2021	(10) Signs	\$207.92
Gempler's Total			\$207.92
Gerald Ford, Inc	8/4/2021	Vehicle Parts	\$83.20

Fox Valley Park District Bills List

For month ending 8/31/2021



Vendor	Paid Date	Description	Net Amount
Gerald Ford, Inc	8/4/2021	Bumper For Truck 1747	\$909.93
Gerald Ford, Inc	8/18/2021	Vehicle Parts	\$222.30
Gerald Ford, Inc	8/18/2021	Vehicle Parts	\$482.22
Gerald Ford, Inc	8/18/2021	Spare Key Fobs For Trucks 2154,2155,2156	\$1,199.76
Gerald Ford, Inc Total			\$2,897.41
Gilco Scaffolding Company Llc	8/18/2021	Scaffolding - Repair Splash Chain Valve And Deck	\$600.00
Gilco Scaffolding Company Llc Total			\$600.00
Glasshopper Schor Glass	8/18/2021	Window Repair Gh	\$525.00
Glasshopper Schor Glass Total			\$525.00
Government Finance Officers Assoc.	8/11/2021	Certificate Of Achievement Application Fee	\$460.00
Government Finance Officers Assoc. Total			\$460.00
Grainger	8/4/2021	Bldg Material - Bfarm	\$452.60
Grainger	8/4/2021	Bldg Material - Bfarm	\$53.00
Grainger	8/18/2021	Fitness Supplies - Vac	\$455.00
Grainger	8/18/2021	Safety Supplies - Bfarm	\$84.69
Grainger	8/18/2021	Circular Saw	\$473.54
Grainger	8/18/2021	Bldg Material - Bfarm	\$376.22
Grainger	8/18/2021	Bldg Material - Ovgc	\$11.95
Grainger	8/18/2021	Bldg Material - Ovgc	\$28.25
Grainger Total			\$1,935.25
Great Lakes Kwik Space	8/4/2021	Container Rental - Cowherd 7/20 - 8/16	\$89.00
Great Lakes Kwik Space Total			\$89.00
Grne Solar		Solar Production At Greenhouse	\$118.30
Grne Solar		Rotary Quarterly Dues	\$143.00
Grne Solar		Princess Party Chicago Characters For Frozen In Ju	\$280.00
Grne Solar		Princess Party Chicago Characters- Superhero Break	\$296.00
Grne Solar		Princess Party Chicago Characters - Summer Luau	\$192.00
Grne Solar Total			\$1,029.30
Groot Inc		July Refuse Removal	\$12,422.31
Groot Inc Total			\$12,422.31
Ground Effects	8/18/2021	Drywall - Fondulac	\$132.77
Ground Effects Total			\$132.77
Head/Penn Racquet Sports	8/18/2021	Vac Tennis Shop Merchandise	\$195.34
Head/Penn Racquet Sports	8/18/2021	Sporting Goods, Athletic Eqp & Athletic Facility	\$88.29
Head/Penn Racquet Sports	8/18/2021	Vac Tennis Shop Merchandise	\$144.52
Head/Penn Racquet Sports	8/18/2021	Credit Memo	(\$144.52)
Head/Penn Racquet Sports	8/18/2021	Vac Tennis Shop Merchandise	\$212.11
Head/Penn Racquet Sports	8/18/2021	Vac Tennis Shop Merchandise	\$71.35
Head/Penn Racquet Sports Total			\$567.09
Heartland Recycling-Aurora Ccdd, Llc	8/18/2021	Broken Asphalt	\$55.50
Heartland Recycling-Aurora Ccdd, Llc	8/18/2021	Refuse Removal	\$80.50
Heartland Recycling-Aurora Ccdd, Llc Total			\$136.00



Fox Valley Park District Bills List

For month ending 8/31/2021

Vendor	Paid Date	Description	Net Amount
High Psi Ltd.	8/4/2021	Graffiti Remover	\$499.00
High Psi Ltd.	8/4/2021	Shop Supplies	\$70.00
High Psi Ltd.	8/18/2021	Equipment Repair	\$360.40
High Psi Ltd. Total			\$929.40
Hinckley Springs	8/18/2021	Coolers, Drinking Water	\$816.73
Hinckley Springs	8/18/2021	Red Oak	\$130.79
Hinckley Springs Total			\$947.52
Hobby Lobby Creative Centers		Program Supplies	\$7.69
Hobby Lobby Creative Centers		Live & Uncorked Stamps	\$34.92
Hobby Lobby Creative Centers Total			\$42.61
Holly M Wiggins	8/4/2021	Expense Reimbursement	\$50.00
Holly M Wiggins Total			\$50.00
Holmgren Electric Inc	8/18/2021	Troubleshoot Court Hoop - Vac	\$390.00
Holmgren Electric Inc	8/18/2021	Troubleshoot Motor Starter & Contractor - Vac	\$390.00
Holmgren Electric Inc	8/25/2021	Electrical Service Call	\$195.00
Holmgren Electric Inc	8/25/2021	N River St Park Locate	\$195.00
Holmgren Electric Inc Total			\$1,170.00
Home Depot Credit Services	8/11/2021	Supplies - Operations	\$32.92
Home Depot Credit Services	8/11/2021	Supplies - Operations	\$135.11
Home Depot Credit Services	8/11/2021	Material - Lippold Rock Wall	\$5.78
Home Depot Credit Services	8/11/2021	Material - Lippold Playground Deck	\$174.20
Home Depot Credit Services	8/11/2021	Lumber To Repair Splash Garbage Corral	\$531.40
Home Depot Credit Services	8/11/2021	Bldg Material - Splash	\$20.87
Home Depot Credit Services	8/11/2021	Bldg Material - Eola	\$41.90
Home Depot Credit Services	8/11/2021	Fencing Supplies	\$34.22
Home Depot Credit Services	8/11/2021	Tools	\$25.94
Home Depot Credit Services	8/11/2021	Blacktop Patch - Mlk	\$49.48
Home Depot Credit Services	8/11/2021	Blacktop Patch - N. Aurora	\$49.48
Home Depot Credit Services	8/11/2021	Blackberry Crossing - Shelter	\$33.99
Home Depot Credit Services	8/11/2021	Lippold - Playground	\$5.78
Home Depot Credit Services	8/11/2021	Bldg Material - Operations	\$28.66
Home Depot Credit Services	8/11/2021	Blacktop Patch	\$37.11
Home Depot Credit Services	8/11/2021	Bldg Material - Splash	\$24.95
Home Depot Credit Services	8/11/2021	Bldg Material - Cole	\$181.96
Home Depot Credit Services	8/11/2021	Fencing Supplies	\$14.94
Home Depot Credit Services	8/11/2021	Bldg Material - Splash	\$164.33
Home Depot Credit Services	8/11/2021	Sign Supplies - Splash	\$19.97
Home Depot Credit Services	8/11/2021	Bldg Material - Splash	\$49.27
Home Depot Credit Services	8/11/2021	Folding Tables And Chairs For Cole	\$1,583.34
Home Depot Credit Services	8/11/2021	Sheet Metal	\$1.28
Home Depot Credit Services	8/11/2021	Tools	\$17.32
Home Depot Credit Services	8/11/2021	Material - Tanner Trails Shelter	\$31.48
Home Depot Credit Services	8/11/2021	Tool	\$9.47

Fox Valley Park District
Bills List
For month ending 8/31/2021

Vendor	Paid Date	Description	Net Amount
Home Depot Credit Services	8/11/2021	Tool / Material-Lippold Playground	\$65.95
Home Depot Credit Services	8/11/2021	Credit Memo	(\$9.47)
Home Depot Credit Services	8/11/2021	Material - Waubonsie Lake Fishing Deck	\$22.20
Home Depot Credit Services	8/11/2021	Material - Waubonsie Lake Fishing Deck	\$284.26
Home Depot Credit Services	8/11/2021	Material - Spring Lake	\$167.44
Home Depot Credit Services	8/11/2021	Material - Ovgc Hole 18 Bridge	\$353.79
Home Depot Credit Services	8/11/2021	Bldg Material - Bfarm	\$12.62
Home Depot Credit Services	8/11/2021	Paint & Supplies	\$97.65
Home Depot Credit Services	8/11/2021	Hoses - Vac Summer Camps	\$69.98
Home Depot Credit Services	8/11/2021	Hoses - Vac Summer Camps	\$139.96
Home Depot Credit Services	8/11/2021	Supplies - Bfarm	\$78.75
Home Depot Credit Services	8/11/2021	Tool	\$5.98
Home Depot Credit Services	8/11/2021	Bldg Material - Splash	\$41.35
Home Depot Credit Services	8/11/2021	Bldg Material - Bfarm	\$122.45
Home Depot Credit Services	8/11/2021	Supplies - Splash	\$134.35
Home Depot Credit Services	8/11/2021	Bldg Material - Prisco/Tools - Vac	\$81.26
Home Depot Credit Services	8/11/2021	Tool - Vac	\$21.47
Home Depot Credit Services	8/11/2021	Bldg Material - Bfarm	\$41.04
Home Depot Credit Services	8/11/2021	Paint, Supplies - Bfarm	\$42.08
Home Depot Credit Services	8/11/2021	Athletic Field Material	\$51.36
Home Depot Credit Services	8/11/2021	Material - Ov Tee 16 Bridge	\$270.06
Home Depot Credit Services	8/11/2021	Material - Ov Tee 14 Bridge	\$160.81
Home Depot Credit Services	8/11/2021	Knee Pads	\$12.78
Home Depot Credit Services	8/11/2021	Material - Ov Tee 14 Bridge	\$271.79
Home Depot Credit Services	8/11/2021	Material - Ov Tee 2 Bridge	\$331.76
Home Depot Credit Services	8/11/2021	Material - Ov Tee 2 Bridge	\$348.36
Home Depot Credit Services	8/11/2021	Material - Ov Tee 4 Bridge	\$307.80
Home Depot Credit Services	8/11/2021	Material - Ov Tee 16 Bridge	\$219.00
Home Depot Credit Services	8/11/2021	Material - Ov Tee 16 Bridge	\$159.57
Home Depot Credit Services	8/11/2021	Paint, Supplies - Operations	\$363.48
Home Depot Credit Services	8/11/2021	Material - Lippold Playground	\$10.64
Home Depot Credit Services	8/11/2021	Sign Supplies	\$39.74
Home Depot Credit Services	8/11/2021	Bldg Material - Eola	\$27.33
Home Depot Credit Services	8/11/2021	Material - Lippold Playground	\$53.08
Home Depot Credit Services	8/11/2021	Tools/Blacktop Patch	\$59.31
Home Depot Credit Services	8/11/2021	Playground Parts	\$103.04
Home Depot Credit Services	8/11/2021	Aq Maint Supplies - Vac	\$9.73
Home Depot Credit Services	8/11/2021	Playground Parts	\$139.66
Home Depot Credit Services	8/11/2021	Bldg Material - Splash	\$124.74
Home Depot Credit Services	8/11/2021	Tools - Vac	\$37.91
Home Depot Credit Services	8/11/2021	Supplies - Barnes Rd	\$70.50
Home Depot Credit Services	8/11/2021	Bldg Material - Bfarm	\$3.08
Home Depot Credit Services	8/11/2021	Bldg Material - Vac	\$26.97
Home Depot Credit Services	8/11/2021	Bldg Material - Bfarm	\$46.17

Fox Valley Park District Bills List

For month ending 8/31/2021



Vendor	Paid Date	Description	Net Amount
Home Depot Credit Services	8/11/2021	Playground Parts - Bfarm	\$14.98
Home Depot Credit Services	8/11/2021	Bldg Material - Bfarm	\$40.61
Home Depot Credit Services	8/11/2021	Aq Maint Supplies - Phillips	\$22.41
Home Depot Credit Services	8/11/2021	Summer Stage Building Supplies	\$59.46
Home Depot Credit Services	8/11/2021	Summer Stage Building Supplies	\$11.50
Home Depot Credit Services	8/11/2021	Summer Stage Building Supplies	\$59.72
Home Depot Credit Services	8/11/2021	Summer Stage Building Supplies	\$807.82
Home Depot Credit Services	8/11/2021	Summer Stage Building Supplies	\$55.94
Home Depot Credit Services	8/11/2021	Credit Memo	(\$16.98)
Home Depot Credit Services	8/11/2021	Summer Stage Building Supplies	\$53.58
Home Depot Credit Services Total			\$9,435.97
Homedepot.Com		Washington Tennis Shed Keys	\$14.90
Homedepot.Com		Power Timer Switches	\$36.76
Homedepot.Com		Summer Stage: Set Supplies	\$938.40
Homedepot.Com		Summer Stage: Set Supplies Return	(\$547.40)
Homedepot.Com		Summer Stage: Set Supplies	\$316.60
Homedepot.Com Total			\$759.26
I.P.D.G.C.	8/25/2021	Annual Dues -Tumbling Division	\$40.00
I.P.D.G.C. Total			\$40.00
Ian J G Robleza	8/11/2021	Orchestra Member - Summer Stage	\$150.00
Ian J G Robleza Total			\$150.00
Igfoa		Igfoa 2021 Annual Conference- Gabbard	\$325.00
Igfoa Total			\$325.00
Illco, Inc	8/4/2021	Bldg Material - Splash	\$127.97
Illco, Inc	8/4/2021	Bldg Material - Eola	\$92.67
Illco, Inc	8/4/2021	Bldg Material - Parks	\$12.65
Illco, Inc Total			\$233.29
Illinois Association Of Park Districts		Iapd Golf Outing	\$380.00
Illinois Association Of Park Districts Total			\$380.00
Illinois Department Of Revenue	8/13/2021	State Sales Tax For July 2021	\$2,252.00
Illinois Department Of Revenue Total			\$2,252.00
Illinois Landscape Contractors Assoc		Illinois Landscape Contractors Association Profess	\$395.00
Illinois Landscape Contractors Assoc		Training - M.Kellogg & M.Pease	\$230.00
Illinois Landscape Contractors Assoc Total			\$625.00
Illinois Law Enforcement Alarm System	8/18/2021	2021 Annual Membership Dues	\$60.00
Illinois Law Enforcement Alarm System Total			\$60.00
Illinois Park & Recreation Association		Professional Development And Training Opportunity-	\$60.00
Illinois Park & Recreation Association		Professional Development School	\$835.00
Illinois Park & Recreation Association		Ipra Professional Development School	\$835.00
Illinois Park & Recreation Association		Registration Fee For Professional Development Scho	\$835.00
Illinois Park & Recreation Association		Ipra Job Posting - Ft Recreation Supervisor - Danc	\$165.00

Fox Valley Park District Bills List

For month ending 8/31/2021



Vendor	Paid Date	Description	Net Amount
Illinois Park & Recreation Association		Iptra Job Posting - Ft Operations Administrative As	\$165.00
Illinois Park & Recreation Association Total			\$2,895.00
Illinois State Police	8/18/2021	Background Checks	\$908.25
Illinois State Police Total			\$908.25
Illinois Swimming	8/4/2021	7/11/21 Time Trial Meet Fee	\$375.16
Illinois Swimming Total			\$375.16
Illinoistollway		Ipas Transponder Deposit	\$10.00
Illinoistollway Total			\$10.00
Image Plus	8/11/2021	Production Shirts	\$678.75
Image Plus	8/25/2021	T-Shirts	\$78.95
Image Plus Total			\$757.70
Insight Direct Usa, Inc	8/25/2021	Monitors	\$579.87
Insight Direct Usa, Inc	8/25/2021	Monitors	\$1,546.32
Insight Direct Usa, Inc Total			\$2,126.19
Intense Wear International, Inc	8/25/2021	Vac Tennis Shop Merchandise	\$459.20
Intense Wear International, Inc Total			\$459.20
Interstate Battery System Of Southwest Chicago	8/18/2021	Batteries	\$191.90
Interstate Battery System Of Southwest Chicago Total			\$191.90
Ips Waterslide Inc.	8/25/2021	Vac Slide Repairs	\$9,735.00
Ips Waterslide Inc. Total			\$9,735.00
It Savvy	8/4/2021	Tv's For Conference Room And Mobile Cart	\$1,143.55
It Savvy	8/4/2021	Wirless Access Point And Software Subscription	\$963.94
It Savvy	8/4/2021	Sonicwall Analyzer Upgrade	\$169.22
It Savvy	8/4/2021	Firewall Service And Support Renewals	\$1,657.84
It Savvy	8/18/2021	Dell Laptop Docking Station	\$177.87
It Savvy	8/18/2021	Replacement Tv's For Vac Fitness	\$5,065.35
It Savvy	8/18/2021	Replacement Ups's For Cole Server Room	\$14,363.00
It Savvy	8/25/2021	Dell Laptop	\$3,920.22
It Savvy	8/25/2021	Microsoft Surface Dock 2	\$2,021.60
It Savvy Total			\$29,482.59
J.C. Schultz Enterprise, Inc	8/25/2021	Flags For District Sites	\$1,892.19
J.C. Schultz Enterprise, Inc Total			\$1,892.19
Jackie Moravik	8/11/2021	Tumbling Official - Aug. 25 In-House Competition	\$100.00
Jackie Moravik Total			\$100.00
Jeff Ellis & Associates Inc	8/4/2021	Vac Audit	\$925.00
Jeff Ellis & Associates Inc	8/25/2021	Lifeguard Audits	\$160.00
Jeff Ellis & Associates Inc	8/25/2021	Lifeguard Audits	\$925.00
Jeff Ellis & Associates Inc Total			\$2,010.00

Fox Valley Park District Bills List

For month ending 8/31/2021



Vendor	Paid Date	Description	Net Amount
Jennifer A Rackmyer	8/25/2021	Expense Reimbursement	\$152.38
Jennifer A Rackmyer Total			\$152.38
Jennifer Paprocki	8/4/2021	Expense Reimbursement	\$100.00
Jennifer Paprocki Total			\$100.00
Jeremy Janik	8/11/2021	Orchestra Member - Summer Stage	\$150.00
Jeremy Janik Total			\$150.00
John Nocek	8/4/2021	Art Eqp & Supplies	\$288.00
John Nocek Total			\$288.00
Joshua Chinnaswamy	8/25/2021	Replace Refund Ck 152839	\$49.00
Joshua Chinnaswamy Total			\$49.00
Judith A Kellermann	8/4/2021	Crafts, Specialized	\$200.00
Judith A Kellermann	8/4/2021	Crafts, Specialized	\$100.00
Judith A Kellermann Total			\$300.00
Julia K Gabbard	8/25/2021	Expense Reimbursement	\$50.00
Julia K Gabbard Total			\$50.00
Kendall County Concrete, Inc	8/11/2021	Concrete - Fuller Memorial Bench	\$136.00
Kendall County Concrete, Inc	8/18/2021	Concrete For Falcos/Cowherd Playground	\$866.00
Kendall County Concrete, Inc Total			\$1,002.00
Kendall County Fence	8/4/2021	Austin Park Tennis/Pickleball Fence Repairs	\$2,100.00
Kendall County Fence	8/4/2021	Fence Repairs - Ppac	\$300.00
Kendall County Fence Total			\$2,400.00
Kevin T Satler	8/4/2021	Expense Reimbursement	\$86.94
Kevin T Satler	8/4/2021	Expense Reimbursement	\$163.74
Kevin T Satler	8/4/2021	Expense Reimbursement	\$47.04
Kevin T Satler	8/4/2021	Expense Reimbursement	\$119.52
Kevin T Satler Total			\$417.24
Kevin Weis	8/4/2021	Personal Trainer - Vac	\$486.15
Kevin Weis	8/18/2021	Personal Trainer - Vac	\$230.10
Kevin Weis Total			\$716.25
Kirhofer's Sports, Inc	8/18/2021	Corner Flags	\$3,200.00
Kirhofer's Sports, Inc	8/18/2021	Rag Balls - Mvp Sports Academy	\$80.00
Kirhofer's Sports, Inc Total			\$3,280.00
Klein, Thorpe And Jenkins, Ltd	8/4/2021	Legal Services	\$2,545.05
Klein, Thorpe And Jenkins, Ltd	8/4/2021	Legal Services	\$64.50
Klein, Thorpe And Jenkins, Ltd Total			\$2,609.55
Kyle A Mars	8/18/2021	Replace Payroll Ck 391067	\$673.22
Kyle A Mars Total			\$673.22
L.W. Meyer, Inc	8/18/2021	Tool	\$143.53
L.W. Meyer, Inc	8/18/2021	Bldg Material - Operations	\$3.52
L.W. Meyer, Inc	8/18/2021	Bldg Material/Tool	\$77.39

Fox Valley Park District Bills List

For month ending 8/31/2021



Vendor	Paid Date	Description	Net Amount
L.W. Meyer, Inc	8/18/2021	Tools For Trades	\$948.17
L.W. Meyer, Inc	8/18/2021	Tools	\$190.44
L.W. Meyer, Inc Total			\$1,363.05
Lafarge Aggregates Illinois, Inc	8/11/2021	Road Rock, Base Stone - Cool Acres	\$39.56
Lafarge Aggregates Illinois, Inc Total			\$39.56
Lakeshore Learning Materials	8/18/2021	Construction Paper, Paint, Blocks	\$1,177.12
Lakeshore Learning Materials Total			\$1,177.12
Lehi Valley Trading Co	8/25/2021	Giftshop Merchandise	\$1,213.64
Lehi Valley Trading Co Total			\$1,213.64
Leibold Irrigation, Inc	8/18/2021	Stuart Irrigation Inspection And Repairs	\$1,225.36
Leibold Irrigation, Inc	8/18/2021	Irrigation Repair In Eola Outfield	\$820.98
Leibold Irrigation, Inc Total			\$2,046.34
Leonard Alston	8/4/2021	Personal Trainer - Vac	\$988.45
Leonard Alston	8/18/2021	Personal Trainer - Vac	\$892.68
Leonard Alston Total			\$1,881.13
Lincoln Aquatics	8/11/2021	Power Box For Auto Vacuums	\$1,047.40
Lincoln Aquatics	8/11/2021	Pool Supplies For Vac, Splash & Phillips	\$617.12
Lincoln Aquatics	8/11/2021	Aq Maint Supplies - Splash	\$43.20
Lincoln Aquatics	8/18/2021	Danger Acid Label - Splash	\$34.50
Lincoln Aquatics Total			\$1,742.22
M&M Sports Scene, Inc	8/11/2021	State Shirts	\$1,350.50
M&M Sports Scene, Inc	8/11/2021	Jerseys For Instructional T-Ball League	\$910.27
M&M Sports Scene, Inc	8/11/2021	Clothing: Athletic, Casual, Dress, Uniform	\$2,157.15
M&M Sports Scene, Inc	8/11/2021	Staff Uniforms	\$56.29
M&M Sports Scene, Inc Total			\$4,474.21
Marathon Sportswear		Staff Apparel	\$123.47
Marathon Sportswear Total			\$123.47
Marberry Cleaners		Barn Linens	\$275.00
Marberry Cleaners Total			\$275.00
Marc Smith	8/11/2021	Orchestra Member - Summer Stage	\$150.00
Marc Smith Total			\$150.00
Market Access Corporation	8/11/2021	Insurance - Cool Acres	\$1,750.00
Market Access Corporation Total			\$1,750.00
Martenson Turf Products, Inc	8/4/2021	Natural Area Supplies	\$160.00
Martenson Turf Products, Inc	8/4/2021	District Wide Fall Infield Spray Application	\$4,761.10
Martenson Turf Products, Inc	8/18/2021	Spray Adjuvants	\$200.31
Martenson Turf Products, Inc	8/18/2021	Landscape Supplies	\$271.87
Martenson Turf Products, Inc		Chalk For Outside Baseball Fields	\$1,152.42
Martenson Turf Products, Inc Total			\$6,545.70
Mary T Hendrian	8/11/2021	Rehearsal Pianist - Summer Stage	\$400.00

Fox Valley Park District Bills List

For month ending 8/31/2021



Vendor	Paid Date	Description	Net Amount
Mary T Hendrian	8/11/2021	Orchestra Member - Summer Stage	\$150.00
Mary T Hendrian Total			\$550.00
Mathew P Greising	8/11/2021	Set Construction Coordinator - Summer Stage	\$200.00
Mathew P Greising Total			\$200.00
Matthew F Pilmer	8/18/2021	Summer Stage Payment	\$1,000.00
Matthew F Pilmer Total			\$1,000.00
Mauricia J Palma	8/11/2021	Orchestra Member - Summer Stage	\$150.00
Mauricia J Palma Total			\$150.00
Mcdonald Modular Solutions, Inc	8/4/2021	Stuart Trailer Rental	\$335.00
Mcdonald Modular Solutions, Inc Total			\$335.00
Melinda M Rudy	8/18/2021	Rehearsal Pianist - Summer Stage	\$500.00
Melinda M Rudy Total			\$500.00
Menards - Montgomery	8/4/2021	Bldg Material - Operations	\$181.80
Menards - Montgomery	8/4/2021	Fencing Supplies	\$966.02
Menards - Montgomery	8/4/2021	Bldg Material - Operations	\$110.80
Menards - Montgomery Total			\$1,258.62
Menards - Yorkville	8/18/2021	Bldg Material - Bfarm	\$65.98
Menards - Yorkville Total			\$65.98
Michael C Hay	8/18/2021	Expense Reimbursement	\$16.07
Michael C Hay Total			\$16.07
Michael Krebs	8/13/2021	President Lincoln Reenactor	\$500.00
Michael Krebs Total			\$500.00
Michaels Stores		Art And Camp Supplies	\$153.26
Michaels Stores		Supplies For The Amazing Race	\$29.34
Michaels Stores		Supplies For Wine & Canvas	\$79.63
Michaels Stores Total			\$262.23
Mickey,Wilson,Weiler,Renzi,Lenert & Julien, P.C.	8/4/2021	Legal Services	\$140.00
Mickey,Wilson,Weiler,Renzi,Lenert & Julien, P.C. Total			\$140.00
Midwest Groundcovers Llc	8/18/2021	Plants	\$72.24
Midwest Groundcovers Llc	8/18/2021	Plants	\$63.18
Midwest Groundcovers Llc Total			\$135.42
Molly E Jung	8/18/2021	Summer Stage Payment	\$600.00
Molly E Jung Total			\$600.00
Montgomery Landscaping Inc	8/18/2021	Pulverized Dirt	\$180.00
Montgomery Landscaping Inc Total			\$180.00
Mood Pandora		Blackberry Pandora	\$26.95
Mood Pandora		Splash Pandora	\$26.95
Mood Pandora		Phillips Pandora	\$26.95

Fox Valley Park District
Bills List
For month ending 8/31/2021

Vendor	Paid Date	Description	Net Amount
Mood Pandora		Vaughan Fitness Pandora	\$26.95
Mood Pandora		Vaughan Aquatics Pandora	\$26.95
Mood Pandora		Vaughan Fieldhouse Pandora	\$26.95
Mood Pandora		Eola Hallway Pandora	\$26.95
Mood Pandora		Eola Fitness Pandora	\$26.95
Mood Pandora		Prisco Hallway Pandora	\$26.95
Mood Pandora		Prisco Fitness Pandora	\$26.95
Mood Pandora		Boxing Pandora	\$26.95
Mood Pandora Total			\$296.45
Mother's		Operations Staff Breakfast Meeting	\$78.97
Mother's		Operations-Greenhouse Staff Breakfast Meeting	\$48.40
Mother's Total			\$127.37
Motion Industries, Inc	8/18/2021	Equipment Parts	\$237.82
Motion Industries, Inc Total			\$237.82
Muellermist Service Corporation	8/18/2021	Irrigation Repair - Vac	\$115.00
Muellermist Service Corporation	8/18/2021	Irrigation Repair - Vac	\$437.50
Muellermist Service Corporation	8/18/2021	Install Wifi Clock For Irrigation System	\$1,378.55
Muellermist Service Corporation	8/25/2021	Ppac Irrig Repair	\$738.45
Muellermist Service Corporation	8/25/2021	Prisco Irrigation Repair	\$866.15
Muellermist Service Corporation	8/25/2021	New Haven Irrigation Repair	\$350.00
Muellermist Service Corporation Total			\$3,885.65
Music Theatre International		Rights To Musical	\$2,130.00
Music Theatre International		Fall Stage: Moana Jr. Script	\$810.00
Music Theatre International Total			\$2,940.00
N2 Publishing		Bridge Living Fox Fitness Ad	\$325.00
N2 Publishing Total			\$325.00
Nadler Golf Car Sales, Inc	8/11/2021	Equipment Parts	\$422.19
Nadler Golf Car Sales, Inc	8/18/2021	Stuart Maintenance Cart Lease	\$3,500.00
Nadler Golf Car Sales, Inc Total			\$3,922.19
Nancy J Gutierrez Ocampo	8/18/2021	Strength And Conditioning - Vac	\$504.00
Nancy J Gutierrez Ocampo Total			\$504.00
Napa Auto Parts	8/4/2021	Vehicle Parts	\$2.25
Napa Auto Parts	8/4/2021	Vehicle Parts	\$24.54
Napa Auto Parts	8/4/2021	Vehicle Parts	\$55.66
Napa Auto Parts	8/4/2021	Equipment Parts	\$71.09
Napa Auto Parts	8/4/2021	Vehicle Parts	\$203.89
Napa Auto Parts	8/4/2021	Shop Supplies	\$105.45
Napa Auto Parts	8/4/2021	Vehicle Parts	\$33.56
Napa Auto Parts	8/4/2021	Vehicle Parts	\$8.74
Napa Auto Parts	8/4/2021	Vehicle Parts	\$27.33
Napa Auto Parts	8/4/2021	Oil	\$74.44
Napa Auto Parts	8/4/2021	Vehicle Parts	\$26.48

Fox Valley Park District
Bills List
For month ending 8/31/2021

Vendor	Paid Date	Description	Net Amount
Napa Auto Parts	8/4/2021	Oil	\$86.26
Napa Auto Parts	8/4/2021	Vehicle Parts	\$75.68
Napa Auto Parts	8/4/2021	Tools	\$24.25
Napa Auto Parts	8/4/2021	Vehicle Parts	\$43.04
Napa Auto Parts	8/4/2021	Vehicle Parts	\$29.07
Napa Auto Parts	8/4/2021	Equipment Parts	\$5.78
Napa Auto Parts	8/4/2021	Truck Parts	\$42.06
Napa Auto Parts	8/4/2021	Credit Memo	(\$43.55)
Napa Auto Parts	8/4/2021	Equipment Parts	\$87.20
Napa Auto Parts	8/4/2021	Vehicle Parts	\$46.17
Napa Auto Parts	8/4/2021	Shop Supplies	\$103.68
Napa Auto Parts	8/4/2021	Trailer Ball	\$11.57
Napa Auto Parts	8/4/2021	Vehicle Parts	\$53.50
Napa Auto Parts	8/4/2021	Vehicle Parts	\$175.80
Napa Auto Parts	8/4/2021	Vehicle Parts	\$96.48
Napa Auto Parts	8/4/2021	Vehicle Parts	\$27.83
Napa Auto Parts	8/4/2021	Vehicle Parts	\$182.33
Napa Auto Parts Total			\$1,680.58
National Lift Truck Inc	8/4/2021	Annual Lift Rental - Cole	\$825.00
National Lift Truck Inc	8/11/2021	Annual Lift Rental - Prisco	\$295.00
National Lift Truck Inc	8/11/2021	Annual Lift Rental - Eola	\$495.00
National Lift Truck Inc	8/11/2021	Annual Lift Rental - Vac	\$795.00
National Lift Truck Inc	8/25/2021	Annual Lift Rental - Prisco	\$295.00
National Lift Truck Inc Total			\$2,705.00
National Recreation & Park Assoc		Training W.Peete - Nrpa Exam And Application Fee	\$270.00
National Recreation & Park Assoc		Cprp Exam Fees - R.Oakley	\$420.00
National Recreation & Park Assoc		Cprp Prep And Test Fees	\$480.30
National Recreation & Park Assoc Total			\$1,170.30
Nedrow Decorating, Inc	8/18/2021	Paint Ovgc Banquet Room Ceiling	\$1,368.00
Nedrow Decorating, Inc Total			\$1,368.00
Nelson Publishing Inc		Aquatics Radio Ads	\$989.00
Nelson Publishing Inc Total			\$989.00
Nicole J Cast	8/18/2021	Replace Payroll Ck 379705	\$73.26
Nicole J Cast Total			\$73.26
Nicor Gas	8/11/2021	Oakhurst 6/29 - 7/28	\$42.12
Nicor Gas	8/18/2021	Red Oak 7/14 - 8/11	\$42.47
Nicor Gas	8/18/2021	Bfarm 7/152 - 8/9	\$31.46
Nicor Gas	8/18/2021	Bfarm 7/12 - 8/9	\$84.57
Nicor Gas	8/18/2021	Splash Bath House 7/12 - 8/9	\$152.95
Nicor Gas	8/18/2021	Bfarm 7/12 - 8/9	\$58.34
Nicor Gas	8/18/2021	Phillips 7/7 - 8/4	\$1,381.75
Nicor Gas	8/18/2021	Barnes Rd Maint 7/12 - 8/9	\$46.71
Nicor Gas	8/18/2021	Cole 7/8 - 8/5	\$144.11

Fox Valley Park District

Bills List

For month ending 8/31/2021



Vendor	Paid Date	Description	Net Amount
Nicor Gas	8/18/2021	Splash Concession 7/12 - 8/9	\$95.63
Nicor Gas	8/25/2021	Bfarm 7/13 - 8/8	\$41.01
Nicor Gas	8/25/2021	Bfarm 7/12 - 8/9	\$52.04
Nicor Gas Total			\$2,173.16
Ninjarmm, Llc		Ninja It Remote Management And Monitoring	\$953.50
Ninjarmm, Llc Total			\$953.50
North American	8/4/2021	Supplies - Vac	\$495.28
North American	8/4/2021	Custodial Supplies - Bfarm	\$378.04
North American	8/4/2021	Custodial Supplies - Red Oak	\$184.89
North American	8/4/2021	Custodial Supplies - Bfarm	\$269.75
North American	8/4/2021	Custodial Supplies - Bfarm	\$456.00
North American	8/4/2021	Supplies - Vac Fitness	\$470.14
North American	8/4/2021	Custodial Supplies - Vac	\$472.98
North American	8/4/2021	Supplies - Vac Fitness	\$485.84
North American	8/4/2021	Janitorial Supplies, Gen Line	\$1,921.39
North American	8/18/2021	Custodial Supplies - Operations	\$468.42
North American	8/18/2021	Custodial Supplies - Vac	\$466.42
North American	8/18/2021	Supplies - Vac	\$437.28
North American	8/18/2021	Supplies - Vac Fitness	\$490.30
North American	8/18/2021	Custodial Supplies - Vac	\$290.61
North American Total			\$7,287.34
Nutoys Leisure Products	8/18/2021	Ada Swing - Simmons Playground	\$1,134.00
Nutoys Leisure Products	8/25/2021	Harmony Parts	\$90.16
Nutoys Leisure Products Total			\$1,224.16
Old Second National Bank	8/18/2021	457 Fees	\$160.00
Old Second National Bank Total			\$160.00
Olsson Roofing Company, Inc	8/4/2021	Investigate Possible Roof Leak - Eola	\$501.50
Olsson Roofing Company, Inc Total			\$501.50
O'malley Welding & Fabricating Inc	8/18/2021	Custom Saw Milling - Shelters	\$420.00
O'malley Welding & Fabricating Inc Total			\$420.00
Oxie Valley Electric Supply, Inc	8/4/2021	Bldg Material	\$24.00
Oxie Valley Electric Supply, Inc Total			\$24.00
Parts Tree.Com	8/18/2021	Equipment Parts	\$13.29
Parts Tree.Com	8/18/2021	Equipment Parts	\$205.70
Parts Tree.Com Total			\$218.99
Party City 5137		Superhero Breakfast Table Cloths	\$31.92
Party City 5137 Total			\$31.92
Patrick G Crosby	8/4/2021	Expense Reimbursement	\$100.00
Patrick G Crosby Total			\$100.00
Paul L Buddy Plumbing & Heating, Inc	8/18/2021	Repair Water Leak - Ovgc	\$477.00
Paul L Buddy Plumbing & Heating, Inc	8/18/2021	Repair Leak - Ovgc	\$292.00
Paul L Buddy Plumbing & Heating, Inc Total			\$769.00

Fox Valley Park District
Bills List
For month ending 8/31/2021

Vendor	Paid Date	Description	Net Amount
Pepsi-Cola	8/4/2021	Beverage Purchase - Splash	\$240.23
Pepsi-Cola Total			\$240.23
Petty Cash	8/11/2021	Reimburse Petty Cash - Vac	\$25.00
Petty Cash	8/18/2021	Bugfest Starting Bank	\$150.00
Petty Cash		Rectrac Online Refund Test Transaction - Receipt #	\$4.00
Petty Cash		Rectrac Online Refund Test Transaction - Refund Of	(\$35.00)
Petty Cash		Rectrac Online Refund Test Transaction - Refund Of	(\$65.00)
Petty Cash		Rectrac Online Refund Test Transaction - Receipt #	\$150.00
Petty Cash		Rectrac Online Refund Test Transaction - Refund Of	(\$105.00)
Petty Cash		Rectrac Online Refund Test Transaction - Receipt #	\$70.00
Petty Cash		Rectrac Online Refund Test Transaction - Refund Of	(\$70.00)
Petty Cash		Rectrac Online Refund Test Transaction - Receipt #	\$75.00
Petty Cash Total			\$199.00
Pike Systems, Inc	8/25/2021	Scrubber T7 Pm - Prisco	\$45.00
Pike Systems, Inc	8/25/2021	Scrubber T7 Repair - Prisco	\$345.54
Pike Systems, Inc	8/25/2021	Scrubber I-Mop Repair - Prisco	\$452.72
Pike Systems, Inc Total			\$843.26
Platt Electric, Inc	8/4/2021	Service Eola Sauna	\$334.00
Platt Electric, Inc	8/4/2021	Install Cat 6 Cable - Prisco	\$424.00
Platt Electric, Inc	8/4/2021	Install Of Circuit For Compressor At Em	\$422.00
Platt Electric, Inc	8/4/2021	Install Of Circuit For Compressor At Em	\$1,329.00
Platt Electric, Inc	8/18/2021	Eola Em Light Replacement	\$1,868.00
Platt Electric, Inc Total			\$4,377.00
Play Illinois	8/4/2021	Sutton Lake And Asbury Swing Sets	\$9,002.00
Play Illinois	8/18/2021	Arrow Wood Crawl Tube	\$3,528.93
Play Illinois Total			\$12,530.93
Pomp's Tire Service, Inc	8/4/2021	Equipment Tires	\$258.38
Pomp's Tire Service, Inc	8/4/2021	Equipment Tire	\$255.50
Pomp's Tire Service, Inc	8/18/2021	Equipment Tires	\$182.50
Pomp's Tire Service, Inc Total			\$696.38
Ppg Architectural Finishes	8/4/2021	Paint - Splash	\$21.20
Ppg Architectural Finishes	8/4/2021	Paint - Hoscheit Park	\$77.58
Ppg Architectural Finishes	8/4/2021	Paint, Supplies - Hoscheit	\$254.80
Ppg Architectural Finishes	8/18/2021	Paint Supplies - Cool Acres	\$316.84
Ppg Architectural Finishes	8/18/2021	Paint - Mlk Park	\$190.36
Ppg Architectural Finishes	8/18/2021	Paint, Supplies - Spring Lake	\$152.95
Ppg Architectural Finishes	8/18/2021	Paint Supplies - Spring Lake	\$168.63
Ppg Architectural Finishes Total			\$1,182.36
Presence Behavioral Health	8/4/2021	Employee Assistance Program	\$618.00
Presence Behavioral Health	8/4/2021	Employee Assistance Program	\$618.00

Fox Valley Park District Bills List

For month ending 8/31/2021



Vendor	Paid Date	Description	Net Amount
Presence Behavioral Health	8/4/2021	Employee Assistance Program	\$618.00
Presence Behavioral Health Total			\$1,854.00
Proforma	8/11/2021	Uniform Order	\$281.89
Proforma	8/11/2021	Uniform Order	\$2,282.00
Proforma Total			\$2,563.89
Purchase Power	8/18/2021	Postage - Postage Machine	\$500.00
Purchase Power Total			\$500.00
Purchasing Card Vendor		Business Lunch J.Kramer, A.Reinhart, C.Kuehn, J.Ca	\$78.82
Purchasing Card Vendor		Fasteners For Bridge Repairs At Ovgc	\$3,395.80
Purchasing Card Vendor		Rental Vehicle For Aquatics	\$2,156.56
Purchasing Card Vendor		Golf For Kids Recap Lunch Meeting	\$110.00
Purchasing Card Vendor		Ride Illinois Membership	\$129.04
Purchasing Card Vendor		Marie Wilkinson Fundraiser Dinner	\$250.00
Purchasing Card Vendor		Automated Emergency Forms For Recreation	\$11,631.20
Purchasing Card Vendor		Online Training Class	\$250.00
Purchasing Card Vendor		Online Training Solution	\$399.00
Purchasing Card Vendor		Rope For Lippold Playground	\$1,200.63
Purchasing Card Vendor		Credit For Lippold Playground	(\$70.63)
Purchasing Card Vendor		Equipment Parts	\$122.47
Purchasing Card Vendor		Aquatic Signage For Splash	\$46.49
Purchasing Card Vendor		Vehicle Scanner Software Subscription	\$99.04
Purchasing Card Vendor		Webfleet Service For Refuse Vehicles	\$1,078.20
Purchasing Card Vendor		Year 3 Park & Rec School - J.Schmidt	\$206.80
Purchasing Card Vendor		Replacement Pump Motor For Truck 61	\$239.06
Purchasing Card Vendor		Bbf Tractor Tires	\$439.90
Purchasing Card Vendor		Cranks For Bbf Paddleboats	\$231.26
Purchasing Card Vendor		Giftshop Purchasing	\$621.57
Purchasing Card Vendor		Giftshop Purchasing	\$455.60
Purchasing Card Vendor		Giftshop Purchasing	\$657.10
Purchasing Card Vendor		Giftshop Purchasing	\$1,084.94
Purchasing Card Vendor		Office Supplies	\$58.91
Purchasing Card Vendor		Pizza For Mid Summer Meeting/Orientation	\$62.50
Purchasing Card Vendor		Fox Fitness Membership Software	\$750.00
Purchasing Card Vendor		Fox Fitness Promotional Items	\$981.74
Purchasing Card Vendor		Fox Fitness Promotional Items	\$1,065.60
Purchasing Card Vendor		Fox Fitness Uniforms	\$557.87
Purchasing Card Vendor		Gift Shop Merchandise	\$174.90
Purchasing Card Vendor		Gift Shop Merchandise	\$180.00
Purchasing Card Vendor		Staff Training Supplies	\$17.96
Purchasing Card Vendor		Summer Camp In House Field Trip	\$600.00
Purchasing Card Vendor		Bingo Prizes	\$65.00
Purchasing Card Vendor		Amazon Return Shipping	\$6.90

Fox Valley Park District Bills List

For month ending 8/31/2021

Vendor	Paid Date	Description	Net Amount
Purchasing Card Vendor		Summer Camp In House Field Trip	\$550.00
Purchasing Card Vendor		Splash Country Oxygen	\$29.75
Purchasing Card Vendor		Lifeguard Appreciation Pizza	\$63.61
Purchasing Card Vendor		When I Work - Staff Scheduling July 2021	\$99.00
Purchasing Card Vendor		Gift Purchases Supplies	\$34.82
Purchasing Card Vendor		Animal Supplies	\$20.00
Purchasing Card Vendor		Software License	\$159.00
Purchasing Card Vendor		Camps	\$49.82
Purchasing Card Vendor		Cprp Exam Fees - C.Graser	\$75.00
Purchasing Card Vendor		Usa Swimming Championship Meet	\$810.00
Purchasing Card Vendor		Game Activities For Camp	\$9.00
Purchasing Card Vendor		Summer Camp Game Book	\$37.00
Purchasing Card Vendor		Gymnastics Team Fundraiser	\$262.50
Purchasing Card Vendor		Open Gym Fees	\$278.10
Purchasing Card Vendor		Escape Room Lesson Plans	\$19.95
Purchasing Card Vendor		Book-The Possibility Of Play	\$33.96
Purchasing Card Vendor		Conference -Sessions To Be Used For Training Purpo	\$97.00
Purchasing Card Vendor		Conference Charge--Sessions Will Be Used For Train	\$97.00
Purchasing Card Vendor		Payment For Foam Party Event For Vac Summer Blast	\$635.00
Purchasing Card Vendor		Supplies For Vac Summer Blast Camp	\$188.55
Purchasing Card Vendor		Swim Team Meet Fees - Purchased By Viktoria Orosz	\$156.00
Purchasing Card Vendor		Payment For Inflatable Water Slide Rental From Bou	\$680.60
Purchasing Card Vendor		Mvp Summer Camp Event Day	\$59.90
Purchasing Card Vendor		D131 Outreach Supplies/Grant	\$363.11
Purchasing Card Vendor		Supplies For The Pottery Shop	\$299.79
Purchasing Card Vendor		Supplies For Family Camp-Out	\$24.98
Purchasing Card Vendor		Instructor For The History And Science Of Ice Crea	\$313.60
Purchasing Card Vendor		Refund For Out Of Stock Item	(\$18.50)
Purchasing Card Vendor		In House Entertainment For Camp	\$440.00
Purchasing Card Vendor		Boxing Equipment	\$49.53
Purchasing Card Vendor		Accidental Damage Repairs For A Surface Laptop	\$49.00
Purchasing Card Vendor		Bugfest Stickers	\$177.00
Purchasing Card Vendor		Fvdp Marketing Tents	\$2,125.52
Purchasing Card Vendor		Stock Image Subscription	\$679.00
Purchasing Card Vendor		Membership Renewal	\$75.00
Purchasing Card Vendor		2021 Igfoa Annual Conference Registration	\$325.00
Purchasing Card Vendor		Summer Stage: Costumes	\$61.49
Purchasing Card Vendor		Summer Stage: Concessions	\$21.98
Purchasing Card Vendor		Summer Stage: Script Return (Royalties)	\$74.10
Purchasing Card Vendor		Senior Championship Meet Fees	\$1,584.00
Purchasing Card Vendor Total			\$40,424.39
Rachel Ossyra	8/4/2021	Expense Reimbursement	\$100.00
Rachel Ossyra Total			\$100.00



Fox Valley Park District Bills List

For month ending 8/31/2021

Vendor	Paid Date	Description	Net Amount
Raksanna Productions Inc	8/11/2021	Belly Dancing Eola Fitness	\$942.50
Raksanna Productions Inc Total			\$942.50
Rectrac Refund	8/11/2021	Recreation Refund	\$100.00
Rectrac Refund	8/5/2021	Recreation Refund	\$99.00
Rectrac Refund	8/5/2021	Recreation Refund	\$180.00
Rectrac Refund	8/5/2021	Recreation Refund	\$165.00
Rectrac Refund	8/5/2021	Recreation Refund	\$275.00
Rectrac Refund	8/5/2021	Recreation Refund	\$115.00
Rectrac Refund	8/5/2021	Recreation Refund	\$100.00
Rectrac Refund	8/5/2021	Recreation Refund	\$100.00
Rectrac Refund	8/5/2021	Recreation Refund	\$195.00
Rectrac Refund	8/5/2021	Recreation Refund	\$138.00
Rectrac Refund	8/5/2021	Recreation Refund	\$92.00
Rectrac Refund	8/5/2021	Recreation Refund	\$196.00
Rectrac Refund	8/5/2021	Recreation Refund	\$165.00
Rectrac Refund	8/5/2021	Recreation Refund	\$160.00
Rectrac Refund	8/5/2021	Recreation Refund	\$100.00
Rectrac Refund	8/5/2021	Recreation Refund	\$945.00
Rectrac Refund	8/5/2021	Recreation Refund	\$39.00
Rectrac Refund	8/12/2021	Recreation Refund	\$500.00
Rectrac Refund	8/12/2021	Recreation Refund	\$100.00
Rectrac Refund	8/12/2021	Recreation Refund	\$263.00
Rectrac Refund	8/12/2021	Recreation Refund	\$35.92
Rectrac Refund	8/12/2021	Recreation Refund	\$77.40
Rectrac Refund	8/12/2021	Recreation Refund	\$28.00
Rectrac Refund	8/19/2021	Recreation Refund	\$100.00
Rectrac Refund	8/19/2021	Recreation Refund	\$125.00
Rectrac Refund	8/19/2021	Recreation Refund	\$125.00
Rectrac Refund	8/19/2021	Recreation Refund	\$3,230.00
Rectrac Refund	8/19/2021	Recreation Refund	\$14.38
Rectrac Refund	8/19/2021	Recreation Refund	\$24.00
Rectrac Refund	8/25/2021	Replace Refund Ck 156610	\$49.00
Rectrac Refund	8/25/2021	Replace Refund Ck 136475	\$104.00
Rectrac Refund	8/26/2021	Recreation Refund	\$50.00
Rectrac Refund	8/26/2021	Recreation Refund	\$24.50
Rectrac Refund	8/26/2021	Recreation Refund	\$276.00
Rectrac Refund	8/26/2021	Recreation Refund	\$8.16
Rectrac Refund	8/26/2021	Recreation Refund	\$294.00
Rectrac Refund	8/26/2021	Recreation Refund	\$101.00
Rectrac Refund	8/26/2021	Recreation Refund	\$75.00
Rectrac Refund	8/26/2021	Recreation Refund	\$100.00
Rectrac Refund	8/26/2021	Recreation Refund	\$65.00

Fox Valley Park District Bills List

For month ending 8/31/2021



Vendor	Paid Date	Description	Net Amount
Rectrac Refund	8/26/2021	Recreation Refund	\$324.00
Rectrac Refund Total			\$9,257.36
Recycle Design, Inc	8/18/2021	Memorial Bench Slat	\$349.00
Recycle Design, Inc	8/25/2021	Memorial Bench Slats	\$349.00
Recycle Design, Inc Total			\$698.00
Reese Recreation Products, Inc	8/4/2021	Drinking Fountain For Stock	\$4,475.00
Reese Recreation Products, Inc Total			\$4,475.00
Reinders, Inc	8/4/2021	Equipment Parts	\$47.85
Reinders, Inc Total			\$47.85
Reuland Food Service	8/11/2021	Summer Stage: Participant Lunch	\$460.00
Reuland Food Service	8/11/2021	Foods: Perishable	\$1,808.75
Reuland Food Service	8/11/2021	Foods: Perishable	\$1,793.75
Reuland Food Service	8/11/2021	Foods: Perishable	\$4,625.00
Reuland Food Service	8/11/2021	Foods: Perishable	\$3,098.75
Reuland Food Service	8/18/2021	Food For Dad & Daughter Date Night	\$953.75
Reuland Food Service	8/18/2021	Imrf Retirement Picnic	\$863.50
Reuland Food Service		Food For Camp	\$3.75
Reuland Food Service		Food For Camp	\$7.50
Reuland Food Service Total			\$13,614.75
Revels Turf & Tractor, Llc	8/4/2021	Equipment Parts	\$43.77
Revels Turf & Tractor, Llc	8/4/2021	Sharpen Reels On Mower 2036	\$595.40
Revels Turf & Tractor, Llc Total			\$639.17
Rick Wostratzky	8/4/2021	Adult Softball League Umpire Services	\$2,520.00
Rick Wostratzky Total			\$2,520.00
Riley L Podschweit	8/11/2021	Orchestra Member - Summer Stage	\$150.00
Riley L Podschweit Total			\$150.00
Robert E Davidson Jr	8/4/2021	Septic Pumped - Na Island	\$330.00
Robert E Davidson Jr Total			\$330.00
Rosalyn Dunson	8/4/2021	Personal Trainer - Vac	\$312.19
Rosalyn Dunson	8/18/2021	Personal Trainer - Vac	\$259.75
Rosalyn Dunson Total			\$571.94
Ross Mechanical Group, Inc	8/4/2021	Inspect New Backflow Locations	\$540.00
Ross Mechanical Group, Inc	8/4/2021	Repair Greene Field Toilet	\$332.50
Ross Mechanical Group, Inc	8/4/2021	Service Gas Line - Cole	\$337.50
Ross Mechanical Group, Inc	8/4/2021	Repair Kitchen Sink Leak - Ov	\$270.00
Ross Mechanical Group, Inc	8/4/2021	Drain Repairs At Ovgc	\$540.00
Ross Mechanical Group, Inc	8/4/2021	Repair Womens Shower At Vac	\$775.00
Ross Mechanical Group, Inc	8/4/2021	Replace Faucets At Ovgc	\$1,293.50
Ross Mechanical Group, Inc	8/18/2021	Repair Blow Down Valve - Oakhurst	\$429.50
Ross Mechanical Group, Inc	8/18/2021	Repair Ice Machine - Splash	\$490.50
Ross Mechanical Group, Inc	8/18/2021	Repair Water Cannons - Phillips	\$472.50

Fox Valley Park District Bills List

For month ending 8/31/2021



Vendor	Paid Date	Description	Net Amount
Ross Mechanical Group, Inc	8/18/2021	Repair Hand Sink - Phillips	\$332.50
Ross Mechanical Group, Inc	8/18/2021	Repair Toilet - Bfarm	\$460.00
Ross Mechanical Group, Inc	8/18/2021	Repair Slide Pump At Phillips	\$2,395.75
Ross Mechanical Group, Inc	8/18/2021	Pool Pump Repair - Vac	\$1,493.00
Ross Mechanical Group, Inc Total			\$10,162.25
Runco Office Supply	8/18/2021	Office Supplies - Prisco	\$165.98
Runco Office Supply Total			\$165.98
Russo's Power Equipment Inc	8/4/2021	Chain Saw Bar, Chain Loops	\$176.93
Russo's Power Equipment Inc	8/4/2021	Defoamer	\$13.99
Russo's Power Equipment Inc	8/4/2021	Turf Marker Blue Select	\$57.98
Russo's Power Equipment Inc	8/4/2021	Backpack Sprayers, Hand Pruners	\$493.94
Russo's Power Equipment Inc	8/4/2021	Fuel	\$431.76
Russo's Power Equipment Inc	8/4/2021	Credit Memo	(\$67.99)
Russo's Power Equipment Inc	8/4/2021	Equipment Parts/Turf Care Supplies	\$69.73
Russo's Power Equipment Inc	8/4/2021	(2) Backpack Sprayers	\$212.48
Russo's Power Equipment Inc	8/4/2021	Maintenance Items - Oakhurst	\$466.51
Russo's Power Equipment Inc	8/4/2021	Blades	\$23.02
Russo's Power Equipment Inc	8/4/2021	Shovels	\$119.97
Russo's Power Equipment Inc	8/4/2021	Chain Saw Bars, Loops	\$234.94
Russo's Power Equipment Inc	8/4/2021	Maintenance Items	\$455.85
Russo's Power Equipment Inc	8/18/2021	Equipment Parts	\$74.96
Russo's Power Equipment Inc	8/18/2021	Equipment Parts	\$28.40
Russo's Power Equipment Inc	8/18/2021	Equipment Parts	\$41.56
Russo's Power Equipment Inc	8/18/2021	Equipment Parts	\$19.99
Russo's Power Equipment Inc	8/18/2021	Equipment Parts	\$32.99
Russo's Power Equipment Inc Total			\$2,887.01
Ryan Thompson	8/4/2021	Personal Trainer - Vac	\$781.35
Ryan Thompson	8/18/2021	Personal Trainer - Vac	\$615.37
Ryan Thompson Total			\$1,396.72
S & S Worldwide, Inc		Supplies For Vac Summer Blast Camp	\$398.50
S & S Worldwide, Inc Total			\$398.50
Sam's Club Direct	8/11/2021	Vac Summer Blast Camp Supplies	\$16.84
Sam's Club Direct Total			\$16.84
Schaefer Greenhouses, Inc	8/18/2021	Management Expense	\$77.90
Schaefer Greenhouses, Inc	8/18/2021	Management Expense	\$92.95
Schaefer Greenhouses, Inc	8/18/2021	Management Expense	\$96.95
Schaefer Greenhouses, Inc Total			\$267.80
Schoolsin		Replacment Seats For Peddle Tractors	\$142.50
Schoolsin Total			\$142.50
Service Sanitation, Inc	8/4/2021	Lippold Summer Camps	\$171.00
Service Sanitation, Inc	8/18/2021	Stuart Trailer Proflush	\$395.00
Service Sanitation, Inc	8/18/2021	Portable Restrooms - Stuart Tourney	\$540.00

Fox Valley Park District Bills List

For month ending 8/31/2021



Vendor	Paid Date	Description	Net Amount
Service Sanitation, Inc	8/18/2021	Portable Restrooms - Simmons	\$214.00
Service Sanitation, Inc	8/18/2021	Portable Restrooms - Hupp Skate Park	\$57.00
Service Sanitation, Inc	8/18/2021	Portable Restrooms - Stuart Dog Park	\$57.00
Service Sanitation, Inc	8/18/2021	Portable Restrooms - Fearn	\$214.00
Service Sanitation, Inc	8/18/2021	Portable Restrooms - O'donnell	\$107.00
Service Sanitation, Inc	8/18/2021	Portable Restrooms - Stuart	\$1,316.00
Service Sanitation, Inc	8/18/2021	Portable Restrooms - Bfarm Cabin	\$139.00
Service Sanitation, Inc	8/18/2021	Portable Restrooms - Middlebury	\$107.00
Service Sanitation, Inc	8/18/2021	Portable Restrooms - Lincoln Dog Park	\$57.00
Service Sanitation, Inc	8/18/2021	Portable Restrooms - Veteran's Island	\$57.00
Service Sanitation, Inc	8/18/2021	Portable Restrooms - Oakhurst Garden Plots	\$57.00
Service Sanitation, Inc	8/18/2021	Portable Restrooms - Highlands	\$107.00
Service Sanitation, Inc	8/18/2021	Portable Restrooms - Lippold	\$57.00
Service Sanitation, Inc	8/18/2021	Portable Restrooms - Arrow Wood	\$57.00
Service Sanitation, Inc	8/18/2021	Portable Restrooms - Jericho Lake	\$57.00
Service Sanitation, Inc	8/18/2021	Portable Restrooms - Barnes Garden Plots	\$57.00
Service Sanitation, Inc	8/18/2021	Portable Restrooms - Athletic Field	\$182.00
Service Sanitation, Inc	8/18/2021	Portable Restrooms - Oakhurst	\$182.00
Service Sanitation, Inc	8/18/2021	Portable Restrooms - Stuart Tourney	\$22.00
Service Sanitation, Inc	8/18/2021	Portable Restrooms - Church Rd Park	\$57.00
Service Sanitation, Inc Total			\$4,266.00
Sherwin-Williams	8/4/2021	Paint, Supplies - Vac	\$172.33
Sherwin-Williams Total			\$172.33
Sikich Llp	8/4/2021	Cisco Router Maintenance	\$1,324.00
Sikich Llp	8/4/2021	Hp Server Warranty Licensing	\$1,744.00
Sikich Llp	8/11/2021	2020 Year Audit Services	\$8,000.00
Sikich Llp	8/11/2021	2020 Fiscal Year Audit Services	\$8,750.00
Sikich Llp	8/11/2021	2020 Year Audit Services	\$3,250.00
Sikich Llp	8/18/2021	Microsoft Server Licensing	\$2,008.00
Sikich Llp Total			\$25,076.00
Siteone Landscape Supply, Llc	8/18/2021	Irrigation Parts	\$396.21
Siteone Landscape Supply, Llc	8/25/2021	Splash Irrig Part	\$58.17
Siteone Landscape Supply, Llc Total			\$454.38
Spring-Green Lawn Care	8/4/2021	Plant Protectants,Turf Amendments - Boxing Club	\$49.61
Spring-Green Lawn Care	8/4/2021	Plant Protectants,Turf Amendments - Splash	\$331.97
Spring-Green Lawn Care	8/4/2021	Plant Protectants,Turf Amendments - Eola	\$131.87
Spring-Green Lawn Care	8/4/2021	Plant Protectants,Turf Amendments - Cole	\$49.61
Spring-Green Lawn Care	8/4/2021	Plant Protectants,Turf Amendments - Prisco	\$92.82
Spring-Green Lawn Care	8/4/2021	Plant Protectants,Turf Amendments - Vac	\$190.45
Spring-Green Lawn Care	8/4/2021	Plant Protectants,Turf Amendments - Waubonsie Lake	\$294.34
Spring-Green Lawn Care	8/4/2021	Plant Protectants,Turf Amendments - Phillips	\$227.90
Spring-Green Lawn Care Total			\$1,368.57
Staples Business Credit	8/4/2021	Office Supplies - Admin	\$43.24

Fox Valley Park District

Bills List

For month ending 8/31/2021

Vendor	Paid Date	Description	Net Amount
Staples Business Credit	8/4/2021	Office Supplies - Operations	\$7.90
Staples Business Credit	8/4/2021	Office Supplies - Vac	\$176.53
Staples Business Credit	8/4/2021	Office Supplies - Red Oak	\$78.57
Staples Business Credit	8/4/2021	Office Supplies - Vac	\$192.64
Staples Business Credit	8/4/2021	Office Supplies - Vac	\$96.33
Staples Business Credit	8/25/2021	Office Supplies - Vac	\$102.25
Staples Business Credit	8/25/2021	Office Supplies - Admin	\$26.99
Staples Business Credit	8/25/2021	Office Supplies - Vac	\$326.23
Staples Business Credit	8/25/2021	Masks	\$19.99
Staples Business Credit	8/25/2021	Credit Memo	(\$19.99)
Staples Business Credit	8/25/2021	Office Supplies - Admin	\$21.69
Staples Business Credit	8/25/2021	Credit Memo	(\$4.15)
Staples Business Credit	8/25/2021	Office Supplies - Vac	\$4.15
Staples Business Credit	8/25/2021	Office Supplies - Red Oak	\$96.43
Staples Business Credit	8/25/2021	Office Supplies - Red Oak	\$3.96
Staples Business Credit	8/25/2021	Office Supplies - Red Oak	\$38.97
Staples Business Credit	8/25/2021	Office Supplies - Vac	\$208.92
Staples Business Credit	8/25/2021	Office Supplies, Gen	\$359.71
Staples Business Credit	8/25/2021	Office Supplies Cole Ops	\$31.42
Staples Business Credit Total			\$1,811.78
Stephen M Long	8/4/2021	Animal Trapping Services	\$1,025.00
Stephen M Long Total			\$1,025.00
Swank Motion Pictures		Frozen 2 Movie	\$465.00
Swank Motion Pictures Total			\$465.00
Tail Activewear	8/4/2021	Vac Tennis Shop Merchandise	\$34.50
Tail Activewear	8/4/2021	Vac Tennis Shop Merchandise	\$86.11
Tail Activewear	8/4/2021	Tennis Shop Merchandise	\$749.41
Tail Activewear Total			\$870.02
Target		Mvp Summer Camp Supplies	\$206.76
Target Total			\$206.76
Technical Theatre Services, Inc	8/4/2021	Summer Stage Technical Elements	\$1,650.00
Technical Theatre Services, Inc	8/4/2021	Replacement Microphones For Pa System	\$1,782.51
Technical Theatre Services, Inc	8/18/2021	Prisco Audio Visual Work Summerstage	\$8,794.48
Technical Theatre Services, Inc	8/18/2021	Sound System / Public Address System Replacement	\$14,706.16
Technical Theatre Services, Inc	8/25/2021	Carousel Sound Replacement	\$2,676.02
Technical Theatre Services, Inc Total			\$29,609.17
The Barefoot Hawaii Inc		Refunded For Luau Dancers	(\$278.00)
The Barefoot Hawaii Inc Total			(\$278.00)
The Fun Ones	8/18/2021	Inflatable Activity	\$900.00
The Fun Ones Total			\$900.00
The Lamar Companies	8/4/2021	Billboard Ads	\$930.00



Fox Valley Park District Bills List

For month ending 8/31/2021

Vendor	Paid Date	Description	Net Amount
The Lamar Companies	8/4/2021	Billboard Ads	\$697.50
The Lamar Companies Total			\$1,627.50
The Mulch Center	8/18/2021	Park, Playground, Recreational Area & Swimming	\$2,120.00
The Mulch Center Total			\$2,120.00
The Sherwin Williams Co	8/4/2021	Paint Supplies - Operations	\$40.85
The Sherwin Williams Co	8/11/2021	Paint Operations	\$202.40
The Sherwin Williams Co	8/18/2021	Paint, Supplies - Operations	\$90.11
The Sherwin Williams Co	8/18/2021	Paint, Supplies - Operations	\$133.45
The Sherwin Williams Co Total			\$466.81
The Straits Company, Inc		Plotter Materials & Maintenance	\$658.56
The Straits Company, Inc Total			\$658.56
Thermosystems Llc	8/18/2021	Pool Rtu #2 Service Actuator And Service 6 Visits	\$12,612.78
Thermosystems Llc Total			\$12,612.78
Thom Gravel & Excavating, Inc	8/18/2021	Cole Wm Repair	\$2,971.40
Thom Gravel & Excavating, Inc	8/18/2021	Golfview Grading For Spoils From Joint Storm Sewer	\$1,280.00
Thom Gravel & Excavating, Inc Total			\$4,251.40
Timothy L Johnson	8/4/2021	Ready To Lose 2021	\$182.00
Timothy L Johnson	8/4/2021	Personal Trainer - Vac	\$956.49
Timothy L Johnson	8/18/2021	Personal Trainer - Vac	\$944.79
Timothy L Johnson Total			\$2,083.28
Title Boxing		Boxing Merchandise	\$350.92
Title Boxing		Boxing Merchandise	\$504.95
Title Boxing Total			\$855.87
Tk Elevator Corporation	8/25/2021	Yearly Maintenance - Prisco	\$640.01
Tk Elevator Corporation Total			\$640.01
Toshiba American Business Solutions, Inc	8/25/2021	2021 Copy Charges	\$1,218.11
Toshiba American Business Solutions, Inc Total			\$1,218.11
Toshiba Financial Services	8/4/2021	Lease Of Copiers	\$1,561.28
Toshiba Financial Services Total			\$1,561.28
Total Health & Safety Inc	8/4/2021	First Aid Supplies - Red Oak	\$102.10
Total Health & Safety Inc	8/4/2021	First Aid Supplies - Vac	\$283.95
Total Health & Safety Inc	8/4/2021	First Aid Supplies - Cole	\$131.75
Total Health & Safety Inc	8/4/2021	First Aid Supplies - Prisco	\$86.25
Total Health & Safety Inc	8/4/2021	First Aid Supplies - Vac	\$311.10
Total Health & Safety Inc	8/4/2021	First Aid Supplies - Eola	\$176.85
Total Health & Safety Inc	8/4/2021	First Aid Supplies - Phillips	\$122.20
Total Health & Safety Inc	8/4/2021	First Aid Supplies - Splash	\$152.60
Total Health & Safety Inc	8/4/2021	First Aid Supplies - Eola	\$144.65
Total Health & Safety Inc	8/4/2021	First Aid Supplies - Phillips	\$109.25
Total Health & Safety Inc	8/4/2021	First Aid Supplies - Oakhurst	\$119.15
Total Health & Safety Inc	8/4/2021	First Aid Supplies - Greenhouse	\$125.95

Fox Valley Park District Bills List

For month ending 8/31/2021



Vendor	Paid Date	Description	Net Amount
Total Health & Safety Inc	8/4/2021	First Aid Supplies - Red Oak	\$72.95
Total Health & Safety Inc Total			\$1,938.75
Twin Oaks Landscaping	8/18/2021	2021 Park Mowing And Maint	\$16,743.00
Twin Oaks Landscaping Total			\$16,743.00
Tyler M Born	8/18/2021	Replace Payroll Ck 382987	\$164.40
Tyler M Born Total			\$164.40
Tyler Seuss	8/18/2021	Asst Stage Mgr & Child Wrangler - Summer Stage	\$150.00
Tyler Seuss Total			\$150.00
Uline		Aisle Markers	\$107.21
Uline Total			\$107.21
Union Sportsmen's Alliance	8/18/2021	Usa Conservation Dinner	\$500.00
Union Sportsmen's Alliance Total			\$500.00
Unique Products	8/18/2021	Custodial Supplies - Vac	\$268.56
Unique Products Total			\$268.56
United Rent-A-Fence, Inc	8/18/2021	Rental Fencing For Slides And Lazy River Closures	\$1,107.60
United Rent-A-Fence, Inc Total			\$1,107.60
Us Bank Equipment Finance	8/2/2021	Copier Lease - Operations	\$448.52
Us Bank Equipment Finance Total			\$448.52
V3 Construction Group Ltd	8/18/2021	Pollinator Natural Area	\$2,000.00
V3 Construction Group Ltd	8/18/2021	Ovgc Natural Areas Management	\$1,325.00
V3 Construction Group Ltd Total			\$3,325.00
Van's Lock & Key	8/18/2021	(2) Keys	\$50.00
Van's Lock & Key Total			\$50.00
Verizon Wireless	8/11/2021	Line Service 7/3 - 8/2	\$3,092.89
Verizon Wireless Total			\$3,092.89
Vermont Systems, Inc	8/4/2021	Rectrac Hosting	\$3,660.00
Vermont Systems, Inc	8/18/2021	Rectrac Hosting	\$3,660.00
Vermont Systems, Inc Total			\$7,320.00
Viking Brothers, Inc	8/18/2021	Splash Sand	\$632.72
Viking Brothers, Inc Total			\$632.72
Village Of Montgomery	8/11/2021	Austin 5/15 - 7/15	\$16.80
Village Of Montgomery	8/11/2021	Stuart Sports 5/15 - 7/15	\$533.60
Village Of Montgomery	8/11/2021	Blackberry Trail 5/15 - 7/15	\$23.60
Village Of Montgomery Total			\$574.00
Village Of North Aurora	8/11/2021	Na Restrooms 6/1 - 7/31	\$312.90
Village Of North Aurora	8/11/2021	Cool Acres 6/1 - 7/31	\$24.15
Village Of North Aurora	8/11/2021	Jewel Ballfields 6/1 - 7/31	\$16.00
Village Of North Aurora	8/11/2021	Jewel Ballfields 6/1 - 7/31	\$16.00
Village Of North Aurora Total			\$369.05



Fox Valley Park District Bills List

For month ending 8/31/2021

Vendor	Paid Date	Description	Net Amount
Vonage Business Inc		Vonage Fvdp Phone Service	\$4,471.83
Vonage Business Inc Total			\$4,471.83
Walmart Supercenter # 4286		Recacademy Supplies/ Managment Expense/ Special Ev	\$109.89
Walmart Supercenter # 4286		Camp Supplies	\$131.02
Walmart Supercenter # 4286		Parker's Birthday Event Supplies	\$64.20
Walmart Supercenter # 4286		Office Equipment	\$92.01
Walmart Supercenter # 4286		Supplies For Vac Summer Blast Camp	\$84.79
Walmart Supercenter # 4286		Supplies For Vac Summer Blast Camp	\$30.93
Walmart Supercenter # 4286		Supplies For Vac Summer Blast Camp	\$86.41
Walmart Supercenter # 4286		Supplies For Vac Summer Blast Camp	\$269.04
Walmart Supercenter # 4286		Summer Blast Camp Supplies	\$82.04
Walmart Supercenter # 4286		Supplies D131 Bags	\$242.76
Walmart Supercenter # 4286		Supplies For Camp And Programs	\$41.39
Walmart Supercenter # 4286		Supplies For Camps, Programs And Special Events	\$111.52
Walmart Supercenter # 4286		Supplies For Camp	\$14.90
Walmart Supercenter # 4286		Supplies For Family Camp-Out	\$187.54
Walmart Supercenter # 4286		Supplies For Family Camp-Out	\$37.43
Walmart Supercenter # 4286		Supplies For Programs	\$54.22
Walmart Supercenter # 4286		Supplies For Programs	\$7.83
Walmart Supercenter # 4286		Supplies For Programs	\$20.09
Walmart Supercenter # 4286		Supplies For Programs	\$15.58
Walmart Supercenter # 4286		Returned Extra Supplies From Family Camp-Out	(\$46.10)
Walmart Supercenter # 4286		Office Supplies, Birthday Party Supplies, Event Su	\$186.46
Walmart Supercenter # 4286		Birthday Party Juice Boxes	\$98.78
Walmart Supercenter # 4286		Special Event Supplies And Birthday Party Supplies	\$108.58
Walmart Supercenter # 4286		Summer Luau Supplies And Bday Supplies	\$37.16
Walmart Supercenter # 4286		Gnomes For Blackberry Project And Craft Supplies	\$108.84
Walmart Supercenter # 4286		Gnomes For Blackberry Project And Tool Sharpening	\$78.01
Walmart Supercenter # 4286		Silk Flowers For Fcc	\$14.50
Walmart Supercenter # 4286		Craft Supplies	\$121.14
Walmart Supercenter # 4286		Summer Stage: Concessions	\$241.55
Walmart Supercenter # 4286		Summer Stage: Concessions	\$17.94
Walmart Supercenter # 4286		Summer Stage: Concessions	\$143.48
Walmart Supercenter # 4286		Outdoor Pool Supplies From Sam's Club	\$232.44
Walmart Supercenter # 4286		Summer Blast Camp Supplies; Active Senior Program	\$142.98
Walmart Supercenter # 4286		Summer Blast Camp Supplies	\$48.86
Walmart Supercenter # 4286		Party Drinks	\$110.00
Walmart Supercenter # 4286		Animal Feed	\$0.88
Walmart Supercenter # 4286 Total			\$3,329.09
Walmart.Com		Summer Stage: Bib Overalls	\$165.99
Walmart.Com Total			\$165.99



Fox Valley Park District Bills List

For month ending 8/31/2021

Vendor	Paid Date	Description	Net Amount
Water Products - Aurora	8/25/2021	Valve Box Parts Jericho	\$36.00
Water Products - Aurora Total			\$36.00
Weblinx Inc		Website Hosting Fees	\$1,560.00
Weblinx Inc Total			\$1,560.00
Wheeling Park Commission		Professional Development Maintenance Management Sc	\$362.00
Wheeling Park Commission		Professional Development Maintenance Management Sc	\$1,806.54
Wheeling Park Commission		Professional Development Maintenance Management Sc	\$202.31
Wheeling Park Commission Total			\$2,370.85
Wight & Company	8/11/2021	Red Oak Re-Visioning And Bridge Study	\$8,312.88
Wight & Company Total			\$8,312.88
Wild Goose Chase, Inc	8/18/2021	Nuisance Wildlife Mitigation - Montgomery Park	\$435.00
Wild Goose Chase, Inc	8/18/2021	Nuisance Wildlife Mitigation - Mccullough Park	\$725.00
Wild Goose Chase, Inc	8/18/2021	Nuisance Wildlife Mitigation - Bfarm	\$531.00
Wild Goose Chase, Inc Total			\$1,691.00
William Samuel Donnell	8/11/2021	Outdoor Aquatics Photos	\$350.00
William Samuel Donnell Total			\$350.00
Wilson Sporting Goods	8/4/2021	Wilson Overgrip And String	\$215.95
Wilson Sporting Goods	8/18/2021	Sporting Goods, Athletic Eqp & Athletic Facility	\$802.77
Wilson Sporting Goods	8/18/2021	Sporting Goods, Athletic Eqp & Athletic Facility	\$960.60
Wilson Sporting Goods	8/18/2021	Sporting Goods, Athletic Eqp & Athletic Facility	\$738.92
Wilson Sporting Goods Total			\$2,718.24
Winzer Corporation	8/18/2021	Custodial Supplies - Vac	\$220.00
Winzer Corporation Total			\$220.00
Zoro Tools, Inc	8/4/2021	Playground Parts	\$42.28
Zoro Tools, Inc	8/4/2021	Bldg Material - Parks	\$49.16
Zoro Tools, Inc	8/18/2021	Bldg Material - Mlk	\$44.86
Zoro Tools, Inc	8/18/2021	Supplies - Operations	\$96.29
Zoro Tools, Inc	8/18/2021	Traffic Cones	\$490.68
Zoro Tools, Inc	8/18/2021	No Parking Signs	\$227.76
Zoro Tools, Inc	8/18/2021	Steel Work Benches For Welding Area	\$2,536.72
Zoro Tools, Inc	8/18/2021	Equipment Parts	\$80.64
Zoro Tools, Inc Total			\$3,568.39
Total Paid			\$1,085,534.35

Fox Valley Park District**Biweekly Payroll for the Period of: 6/28/21 - 7/11/21**

	Location		
001	Prisco	\$	20,050
002	Eola		43,387
003	VAC		126,141
004	Tennis		9,194
005	Red Oak		7,997
006	Blackberry		42,711
007	Splash Country Aquatics		6,328
008	Phillips Park Aquatics		9,289
009	Cole Facility Maintenance		27,340
010	Cole Grounds Maintenance		27,416
011	Barnes Road Maintenance		10,605
012	Oakhurst Maintenance		9,854
013	Blackberry Maintenance		3,106
016	Greenhouse		11,361
022	Cole Center Administration		81,044
023	Police		12,607
024	Marketing		10,924
025	Athletic Fields		20,028
054	Stuart Sports Complex		1,920
126	Copley Boxing Club		611
			<hr/>
	Total Gross Payroll	\$	481,913
			<hr/> <hr/>
Employer Expenses			
	IMRF Tier 1 & Tier 2	\$	26,225
	Social Security Tax		29,272
	Medicare Tax		6,846
	Employee Benefits		69,705
			<hr/>
	Total Employer Expenses	\$	132,048
			<hr/> <hr/>
	Total Payroll Expenses	\$	613,961
			<hr/> <hr/>

Fox Valley Park District**Biweekly Payroll for the Period of: 7/12/21 - 7/25/21**

	Location	
001	Prisco	\$ 21,334
002	Eola	46,030
003	VAC	130,325
004	Tennis	9,977
005	Red Oak	6,911
006	Blackberry	43,525
007	Splash Country Aquatics	6,094
008	Phillips Park Aquatics	10,988
009	Cole Facility Maintenance	23,471
010	Cole Grounds Maintenance	26,773
011	Barnes Road Maintenance	10,244
012	Oakhurst Maintenance	9,690
013	Blackberry Maintenance	3,358
016	Greenhouse	11,743
022	Cole Center Administration	82,864
023	Police	15,074
024	Marketing	10,831
025	Athletic Fields	20,819
054	Stuart Sports Complex	1,918
126	Copley Boxing Club	379
		<hr/>
	Total Gross Payroll	\$ 492,348
		<hr/> <hr/>
Employer Expenses		
	IMRF Tier 1 & Tier 2	\$ 26,191
	Social Security Tax	30,448
	Medicare Tax	7,121
	Employee Benefits	1,394
		<hr/>
	Total Employer Expenses	\$ 65,154
		<hr/> <hr/>
	Total Payroll Expenses	\$ 557,502
		<hr/> <hr/>

Fox Valley Park District**Biweekly Payroll for the Period of: 7/26/21 - 8/8/21**

	Location	
001	Prisco	\$ 18,770
002	Eola	46,428
003	VAC	111,345
004	Tennis	10,051
005	Red Oak	7,041
006	Blackberry	41,876
007	Splash Country Aquatics	3,369
008	Phillips Park Aquatics	10,053
009	Cole Facility Maintenance	19,475
010	Cole Grounds Maintenance	25,887
011	Barnes Road Maintenance	9,967
012	Oakhurst Maintenance	9,343
013	Blackberry Maintenance	3,009
016	Greenhouse	11,381
022	Cole Center Administration	84,043
023	Police	14,782
024	Marketing	11,784
025	Athletic Fields	18,694
054	Stuart Sports Complex	1,920
126	Copley Boxing Club	425
		<hr/>
	Total Gross Payroll	\$ 459,643
		<hr/> <hr/>
Employer Expenses		
	IMRF Tier 1 & Tier 2	\$ 25,668
	Social Security Tax	27,909
	Medicare Tax	6,527
	Employee Benefits	70,098
		<hr/>
	Total Employer Expenses	\$ 130,202
		<hr/> <hr/>
	Total Payroll Expenses	\$ 589,845
		<hr/> <hr/>

Fox Valley Park District**Biweekly Payroll for the Period of: 8/9/21 - 8/22/21**

	Location	
001	Prisco	\$ 16,398
002	Eola	31,123
003	VAC	77,475
004	Tennis	7,249
005	Red Oak	6,183
006	Blackberry	32,149
007	Splash Country Aquatics	774
008	Phillips Park Aquatics	4,065
009	Cole Facility Maintenance	19,386
010	Cole Grounds Maintenance	26,689
011	Barnes Road Maintenance	10,749
012	Oakhurst Maintenance	9,404
013	Blackberry Maintenance	3,171
016	Greenhouse	9,397
022	Cole Center Administration	84,667
023	Police	14,338
024	Marketing	12,731
025	Athletic Fields	15,400
054	Stuart Sports Complex	1,920
126	Copley Boxing Club	<u>603</u>
	Total Gross Payroll	<u><u>\$ 383,871</u></u>
	Employer Expenses	
	IMRF Tier 1 & Tier 2	\$ 25,897
	Social Security Tax	23,172
	Medicare Tax	5,419
	Employee Benefits	<u>70,098</u>
	Total Employer Expenses	<u><u>\$ 124,586</u></u>
	Total Payroll Expenses	<u><u>\$ 508,457</u></u>

Fox Valley Park District
 Revenue and Expense Summary
 Period Ending 6/30/2021



	Year-to-Date 2021		EXCESS	Year-to-Date 2020		EXCESS
	Revenue	Expense	(DEFICIENCY)	Revenue	Expense	(DEFICIENCY)
Major Funds						
General Fund	4,092,667	3,275,002	817,666	3,434,614	3,084,808	349,806
Orchard Valley Golf Course	40,530	194,241	(153,711)	5,805	55,910	(50,104)
Recreation Fund	6,357,968	4,858,586	1,499,382	4,505,777	4,806,903	(301,127)
Capital Development Fund	74,651	600,053	(525,402)	123,631	73,536	50,095
Debt Service Fund	3,224,118	424,510	2,799,608	2,943,813	604,363	2,339,450
Total Major Funds	13,789,935	9,352,392	4,437,543	11,013,640	8,625,520	2,388,120
Non-Major Funds						
Liability Fund	243,693	1,185	242,508	321,636	(45,994)	367,630
Outdoor Aquatics Fund	221,962	332,555	(110,593)	(184)	246,320	(246,504)
Museum Fund	867,165	651,136	216,029	452,205	691,414	(239,209)
Park Police & Public Safety Fund	101,307	218,126	(116,819)	76,402	213,313	(136,912)
Fox Valley Special Recreation Fund	430,596	33,904	396,693	674,127	19,725	654,401
IMRF Fund	112,351	309,537	(197,186)	325,375	353,987	(28,613)
FICA Fund	273,175	323,740	(50,565)	412,793	321,096	91,697
Audit Fund	10,917	15,300	(4,383)	9,633	25,780	(16,147)
Total Non-Major Funds	2,261,166	1,885,482	375,684	2,271,986	1,825,643	446,343
Capital Projects						
Fox Bend Proceeds Fund	3,321	-	3,321	19,791	-	19,791
Land Cash Fund	4,955	239,235	(234,280)	190,511	-	190,511
2019 GO Bonds Capital Fund	7,210	-	7,210	31,866	-	31,866
2017 GO Bond Capital Fund	661	88,254	(87,593)	15,463	151,000	(135,537)
2015A GO Bond Capital Fund	33	50,324	(50,291)	4,026	871,140	(867,114)
Total Non-Major, Capital Projects Funds	16,180	377,813	(361,633)	261,656	1,022,140	(760,483)

Fox Valley Park District
Statement of Revenues and Expenses
Period Ending 6/30/2021



	2021 Budget	Year-to-Date 2021	Variance to Budget Favorable (Unfavorable)	Year-to-Date 2020
Major Funds				
General Fund				
<i>Purpose: Day-to-Day Operations</i>				
REVENUES:				
Taxes	7,486,750	3,953,291	(3,533,459)	3,231,855
Rental Income	61,727	70,374	8,647	33,199
Investment Income	120,000	15,295	(104,705)	100,911
Intergovernmental	48,354	46,180	(2,174)	48,354
Misc. Receipts	11,204	9,103	(2,101)	12,455
Program Revenues	10,000	(1,575)	(11,575)	7,840
Proceeds-Bond/Lease	-	-	-	-
Other Finan. Source	-	-	-	-
TOTAL REVENUES	\$ 7,738,035	\$ 4,092,667	\$ (3,645,368)	\$ 3,434,614
EXPENSES:				
Employee Costs	4,342,786	1,717,842	2,624,944	1,620,374
Utilities	223,051	91,326	131,725	85,227
Professional Svcs	509,751	172,864	336,887	72,616
Maintenance & Repair	1,274,711	443,711	831,000	471,534
Other Services	983,134	308,838	674,296	310,220
Materials & Supplies	1,236,968	528,757	708,211	460,738
Miscellaneous Exp.	30,550	9,360	21,190	12,841
Capital Expenditures	13,168	2,304	10,865	51,258
Debt Service	74,498	-	74,498	-
Other Finan. Uses	107,424	-	107,424	-
TOTAL EXPENSES	\$ 8,796,041	\$ 3,275,002	\$ 5,521,040	\$ 3,084,808
EXCESS/(DEFICIENCY)	\$ (1,058,006)	\$ 817,666	\$ 1,875,672	\$ 349,806
Orchard Valley Golf Course				
<i>Purpose: Golf Course Mangement and Maintenance</i>				
REVENUES:				
Misc. Receipts	219,099	40,530	(178,569)	5,805
TOTAL REVENUES	\$ 219,099	\$ 40,530	\$ (178,569)	\$ 5,805
EXPENSES:				
Employee Costs	-	-	-	23,617
Utilities	1,416	602	814	602
Maintenance & Repair	5,500	-	5,500	-
Other Services	15,200	2,366	12,834	1,322
Materials & Supplies	8,000	3,078	4,922	3,321
Capital Expenditures	143,460	188,194	(44,734)	27,047
Debt Service	-	-	-	-
TOTAL EXPENSES	\$ 173,576	\$ 194,241	\$ (20,665)	\$ 55,910
EXCESS/(DEFICIENCY)	\$ 45,523	\$ (153,711)	\$ (199,234)	\$ (50,104)

Fox Valley Park District
Statement of Revenues and Expenses
Period Ending 6/30/2021



	2021 Budget	Year-to-Date 2021	Variance to Budget Favorable (Unfavorable)	Year-to-Date 2020
Recreation Fund				
<i>Purpose: General Recreation and Leisure Experiences</i>				
REVENUES:				
Taxes	6,440,000	3,132,694	(3,307,306)	2,199,848
Rental Income	762,843	415,658	(347,185)	216,845
Investment Income	110,000	14,425	(95,575)	102,108
Intergovernmental	263,188	-	(263,188)	224
Fees And Memberships	2,620,385	1,114,919	(1,505,466)	1,050,996
Merchandise Sales	88,744	30,073	(58,671)	15,404
Food And Bev Sales	113,574	361	(113,213)	17,976
Misc. Receipts	35,738	30,102	(5,636)	92,408
Program Revenues	3,312,299	1,619,737	(1,692,562)	809,968
TOTAL REVENUES	\$ 13,746,771	\$ 6,357,968	\$ (7,388,803)	\$ 4,505,777
EXPENSES:				
Employee Costs	7,571,878	3,012,354	4,559,524	2,883,195
Utilities	916,092	359,598	556,494	334,402
Professional Svcs	136,370	73,898	62,471	60,319
Maintenance & Repair	1,924,404	730,530	1,193,874	566,090
Other Services	966,053	254,206	711,847	326,393
Materials & Supplies	1,216,040	407,494	808,546	509,432
Merchandise Purchase	65,320	13,408	51,912	13,397
Food & Bev Purchases	30,800	434	30,366	11,000
Miscellaneous Exp.	47,699	6,574	41,125	19,344
Capital Expenditures	8	90	(82)	83,331
Debt Service	8,925	-	8,925	-
Other Finan. Uses	419,781	-	419,781	-
TOTAL EXPENSES	\$ 13,303,370	\$ 4,858,586	\$ 8,444,784	\$ 4,806,903
EXCESS/(DEFICIENCY)	\$ 443,401	\$ 1,499,382	\$ 1,055,981	\$ (301,127)
Capital Development Fund				
<i>Purpose: Capital Equipment, Facilities and Capital Development Projects</i>				
REVENUES:				
Investment Income	99,000	15,681	(83,319)	98,383
Intergovernmental	454,400	7,650	(446,750)	-
Misc. Receipts	-	51,320	51,320	25,248
Proceeds-Bond/Lease	-	-	-	-
Other Finan. Source	-	-	-	-
TOTAL REVENUES	\$ 553,400	\$ 74,651	\$ (478,749)	\$ 123,631
EXPENSES:				
Professional Svcs	-	5,900	(5,900)	237
Capital Expenditures	1,688,481	594,153	1,094,329	73,299
Debt Service	-	-	-	-
TOTAL EXPENSES	\$ 1,688,481	\$ 600,053	\$ 1,088,428	\$ 73,536
EXCESS/(DEFICIENCY)	\$ (1,135,081)	\$ (525,402)	\$ 609,679	\$ 50,095

Fox Valley Park District
Statement of Revenues and Expenses
Period Ending 6/30/2021



	2021 Budget	Year-to-Date 2021	Variance to Budget Favorable (Unfavorable)	Year-to-Date 2020
Debt Service Fund				
<i>Purpose: Payment of Principal, Interest and Fiscal Charges</i>				
REVENUES:				
Taxes	6,393,405	3,222,132	(3,171,273)	2,940,321
Investment Income	5,600	144	(5,456)	3,493
Misc. Receipts	-	1,843	1,843	-
Proceeds-Bond/Lease	-	-	-	-
Other Finan. Source	214,847	-	(214,847)	-
Premium on Bond Issuance	-	-	-	-
TOTAL REVENUES	\$ 6,613,852	\$ 3,224,118	\$ (3,389,734)	\$ 2,943,813
EXPENSES:				
Professional Svcs	5,950	-	5,950	-
Debt Service	6,608,252	424,510	6,183,742	604,363
Other Finan. Uses	-	-	-	-
Professional Svcs	-	-	-	-
TOTAL EXPENSES	\$ 6,614,202	\$ 424,510	\$ 6,189,692	\$ 604,363
EXCESS/(DEFICIENCY)	\$ (350)	\$ 2,799,608	\$ 2,799,958	\$ 2,339,450

Fox Valley Park District
Statement of Revenues and Expenses
Period Ending 6/30/2021



	2021 Budget	Year-to-Date 2021	Variance to Budget Favorable (Unfavorable)	Year-to-Date 2020
Non-Major Funds				
Liability Fund				
<i>Purpose:</i> Insurance and Risk Management				
REVENUE:				
Taxes	500,000	243,624	(256,376)	321,100
Investment Income	650	68	(582)	535
Misc. Receipts	-	-	-	-
TOTAL REVENUES	\$ 500,650	\$ 243,693	\$ (256,957)	\$ 321,636
EXPENSES:				
Employee Benefits	228,000	700	227,300	(15,523)
Professional Svcs	-	485	(485)	-
Other Services	305,000	-	305,000	(30,471)
TOTAL EXPENSES	\$ 533,000	\$ 1,185	\$ 531,816	\$ (45,994)
EXCESS/(DEFICIENCY)	\$ (32,350)	\$ 242,508	\$ 274,858	\$ 367,630
Outdoor Aquatics Fund				
<i>Purpose:</i> Splash and Phillips Operations				
REVENUES:				
Rental Income	6,500	1,200	(5,300)	-
Intergovernmental	312,359	-	(312,359)	-
Fees And Memberships	651,845	169,347	(482,498)	(184)
Merchandise Sales	2,800	3,139	339	-
Misc. Receipts	5,400	785	(4,615)	-
Program Revenues	47,120	47,491	371	-
Other Finan. Source	312,358	-	(312,358)	-
TOTAL REVENUES	\$ 1,338,382	\$ 221,962	\$ (1,116,420)	\$ (184)
EXPENSES:				
Employee Costs	592,294	78,305	513,989	50,985
Utilities	204,400	48,906	155,494	31,884
Professional Svcs	33,692	2,190	31,502	7,750
Maintenance & Repair	175,485	106,897	68,588	47,207
Other Services	78,328	11,469	66,859	9,800
Materials & Supplies	247,629	80,188	167,442	40,012
Food & Bev Purchases	-	610	(610)	-
Miscellaneous Exp.	100	184	(84)	-
Capital Expenditures	27,500	3,806	23,694	58,682
TOTAL EXPENSES	\$ 1,359,428	\$ 332,555	\$ 1,026,873	\$ 246,320
EXCESS/(DEFICIENCY)	\$ (21,046)	\$ (110,593)	\$ (89,547)	\$ (246,504)

Fox Valley Park District
Statement of Revenues and Expenses
Period Ending 6/30/2021



	2021 Budget	Year-to-Date 2021	Variance to Budget Favorable (Unfavorable)	Year-to-Date 2020
Museum Fund				
<i>Purpose:</i> Red Oak and Blackberry Farm Operations				
REVENUES:				
Taxes	900,000	438,021	(461,979)	386,069
Rental Income	119,355	27,200	(92,155)	8,743
Investment Income	10,800	740	(10,060)	7,393
Intergovernmental	500	-	(500)	500
Fees And Memberships	436,625	214,843	(221,782)	-
Merchandise Sales	49,750	27,649	(22,101)	283
Food And Bev Sales	11,200	3,306	(7,894)	166
Misc. Receipts	12,860	23,027	10,167	4,595
Program Revenues	531,256	132,380	(398,876)	44,457
TOTAL REVENUES	\$ 2,072,346	\$ 867,165	\$ (1,205,181)	\$ 452,205
EXPENSES:				
Employee Costs	1,110,331	330,451	779,880	323,422
Utilities	98,600	32,957	65,643	32,783
Professional Svcs	14,050	3,838	10,212	1,688
Maintenance & Repair	249,951	150,091	99,859	133,571
Other Services	158,827	44,436	114,391	30,805
Materials & Supplies	314,597	77,398	237,199	98,220
Merchandise Purchase	26,000	11,965	14,035	17,240
Miscellaneous Exp.	2,100	-	2,100	283
Capital Expenditures	-	-	-	53,401
Other Finan. Uses	-	-	-	-
TOTAL EXPENSES	\$ 1,974,456	\$ 651,136	\$ 1,323,319	\$ 691,414
EXCESS/(DEFICIENCY)	\$ 97,890	\$ 216,029	\$ 118,139	\$ (239,209)

Fox Valley Park District
Statement of Revenues and Expenses
Period Ending 6/30/2021



	2021 Budget	Year-to-Date 2021	Variance to Budget Favorable (Unfavorable)	Year-to-Date 2020
Park Police & Public Safety Fund				
<i>Purpose:</i> Public Safety Operations				
REVENUES:				
Taxes	200,000	98,308	(101,692)	65,252
Rental Income	1,500	280	(1,220)	-
Investment Income	5,100	112	(4,988)	5,470
Intergovernmental	3,950	-	(3,950)	2,450
Misc. Receipts	9,005	2,607	(6,398)	3,229
TOTAL REVENUES	\$ 219,555	\$ 101,307	\$ (118,248)	\$ 76,402
EXPENSES:				
Employee Costs	451,352	170,703	280,649	168,977
Utilities	17,900	5,961	11,939	5,417
Professional Svcs	6,000	1,688	4,313	1,688
Maintenance & Repair	34,500	15,511	18,989	16,731
Other Services	93,200	14,870	78,330	16,233
Materials & Supplies	41,750	9,021	32,729	4,209
Miscellaneous Exp.	750	372	378	59
Capital Expenditures	-	-	-	-
Other Finan. Uses	-	-	-	-
TOTAL EXPENSES	\$ 645,452	\$ 218,126	\$ 427,326	\$ 213,313
EXCESS/(DEFICIENCY)	\$ (425,897)	\$ (116,819)	\$ 309,078	\$ (136,912)
Fox Valley Special Recreation Fund				
<i>Purpose:</i> Recreation Opportunities for Individuals with Special Needs				
REVENUES:				
Taxes	853,734	428,714	(425,020)	661,005
Investment Income	13,000	1,882	(11,118)	13,122
TOTAL REVENUES	\$ 866,734	\$ 430,596	\$ (436,138)	\$ 674,127
EXPENSES:				
Maintenance & Repair	175,345	623	174,722	16,315
Other Services	40,000	33,280	6,720	3,410
Miscellaneous Exp.	760,000	-	760,000	-
Capital Expenditures	230,000	-	230,000	-
TOTAL EXPENSES	\$ 1,205,345	\$ 33,904	\$ 1,171,441	\$ 19,725
EXCESS/(DEFICIENCY)	\$ (338,611)	\$ 396,693	\$ 735,304	\$ 654,401

Fox Valley Park District
Statement of Revenues and Expenses
Period Ending 6/30/2021



	2021 Budget	Year-to-Date 2021	Variance to Budget Favorable (Unfavorable)	Year-to-Date 2020
IMRF Fund				
<i>Purpose:</i> Qualified IMRF Retirement Plan Accounting				
REVENUES:				
Taxes	230,000	112,185	(117,815)	321,100
Investment Income	5,950	165	(5,785)	4,275
TOTAL REVENUES	\$ 235,950	\$ 112,351	\$ (123,599)	\$ 325,375
EXPENSES:				
Employee Benefits	713,807	309,537	404,270	353,987
TOTAL EXPENSES	\$ 713,807	\$ 309,537	\$ 404,270	\$ 353,987
EXCESS/(DEFICIENCY)	\$ (477,857)	\$ (197,186)	\$ (527,870)	\$ (28,613)
FICA Fund				
<i>Purpose:</i> Social Security and Medicare				
REVENUES:				
Taxes	560,000	273,078	(286,922)	410,987
Investment Income	3,050	97	(2,953)	1,806
TOTAL REVENUES	\$ 563,050	\$ 273,175	\$ (289,875)	\$ 412,793
EXPENSES:				
Employee Benefits	845,792	323,740	522,052	321,096
TOTAL EXPENSES	\$ 845,792	\$ 323,740	\$ 522,052	\$ 321,096
EXCESS/(DEFICIENCY)	\$ (282,742)	\$ (50,565)	\$ 232,177	\$ 91,697
Audit Fund				
<i>Purpose:</i> Annual Financial Audit				
REVENUES:				
Taxes	20,000	10,915	(9,085)	9,435
Investment Income	275	1	(274)	198
TOTAL REVENUES	\$ 20,275	\$ 10,917	\$ (9,358)	\$ 9,633
EXPENSES:				
Professional Svcs	40,000	15,300	24,700	25,780
TOTAL EXPENSES	\$ 40,000	\$ 15,300	\$ 24,700	\$ 25,780
EXCESS/(DEFICIENCY)	\$ (19,725)	\$ (4,383)	\$ 15,342	\$ (16,147)

Fox Valley Park District
Statement of Revenues and Expenses
Period Ending 6/30/2021



	2021 Budget	Year-to-Date 2021	Variance to Budget Favorable (Unfavorable)	Year-to-Date 2020
Non-Major, Capital Project Funds				
<u>Fox Bend Proceeds Fund</u>				
<i>Purpose: Fox Bend Golf Course Sale Proceeds</i>				
REVENUES:				
Investment Income	27,000	3,321	(23,679)	19,791
TOTAL REVENUES	\$ 27,000	\$ 3,321	\$ (23,679)	\$ 19,791
EXPENSES:				
None	-	-	-	-
TOTAL EXPENSES	\$ -	\$ -	\$ -	\$ -
EXCESS/(DEFICIENCY)	\$ 27,000	\$ 3,321	\$ (23,679)	\$ 19,791
<u>Land Cash Fund</u>				
<i>Purpose: Legally Track Developer Donations</i>				
REVENUES:				
Investment Income	39,000	4,955	(34,045)	31,431
Intergovernmental	142,750	-	(142,750)	159,080
TOTAL REVENUES	\$ 181,750	\$ 4,955	\$ (176,795)	\$ 190,511
EXPENSES:				
Professional Srvcs	-	-	-	-
Capital Expenditures	738,068	239,235	498,833	-
TOTAL EXPENSES	\$ 738,068	\$ 239,235	\$ 498,833	\$ -
EXCESS/(DEFICIENCY)	\$ (556,318)	\$ (234,280)	\$ 322,038	\$ 190,511
<u>2019 GO Bond Capital Fund</u>				
<i>Purpose: 2019 General Obligation Bond Proceeds and Capital Projects</i>				
REVENUES:				
Investment Income	41,500	7,210	(34,290)	31,866
Proceeds-Bond/Lease	-	-	-	-
TOTAL REVENUES	\$ 41,500	\$ 7,210	\$ (34,290)	\$ 31,866
EXPENSES:				
Professional Srvcs	-	-	-	-
TOTAL EXPENSES	\$ -	\$ -	\$ -	\$ -
EXCESS/(DEFICIENCY)	\$ 41,500	\$ 7,210	\$ (34,290)	\$ 31,866

Fox Valley Park District
Statement of Revenues and Expenses
Period Ending 6/30/2021



	2021 Budget	Year-to-Date 2021	Variance to Budget Favorable (Unfavorable)	Year-to-Date 2020
2017 GO Bond Capital Fund				
<i>Purpose: 2017 General Obligation Bond Proceeds and Capital Projects</i>				
REVENUES:				
Investment Income	16,500	661	(15,839)	15,463
Intergovernmental	800,000	-	(800,000)	-
TOTAL REVENUES	\$ 816,500	\$ 661	\$ (815,839)	\$ 15,463
EXPENSES:				
Capital Expenditures	872,085	88,254	783,831	151,000
TOTAL EXPENSES	\$ 872,085	\$ 88,254	\$ 783,831	\$ 151,000
EXCESS/(DEFICIENCY)	\$ (55,585)	\$ (87,593)	\$ (32,008)	\$ (135,537)
2015A GO Bond Capital Fund				
<i>Purpose: 2015A General Obligation Bond Proceeds and Capital Projects</i>				
REVENUES:				
Investment Income	5,500	33	(5,467)	4,026
Misc. Receipts	-	-	-	-
TOTAL REVENUES	\$ 5,500	\$ 33	\$ (5,467)	\$ 4,026
EXPENSES:				
Capital Expenditures	170,756	50,324	120,432	871,140
TOTAL EXPENSES	\$ 170,756	\$ 50,324	\$ 120,432	\$ 871,140
EXCESS/(DEFICIENCY)	\$ (165,256)	\$ (50,291)	\$ 114,964	\$ (867,114)

Fox Valley Park District
 Revenue and Expense Summary
 Period Ending 7/31/2021



	Year-to-Date 2021		EXCESS	Year-to-Date 2020		EXCESS
	Revenue	Expense	(DEFICIENCY)	Revenue	Expense	(DEFICIENCY)
Major Funds						
General Fund	4,504,434	3,989,459	514,975	4,144,955	3,739,081	405,874
Orchard Valley Golf Course	160,530	218,712	(58,182)	105,993	74,840	31,153
Recreation Fund	7,353,590	6,032,609	1,320,981	5,023,371	5,712,196	(688,825)
Capital Development Fund	96,957	704,139	(607,182)	132,531	85,721	46,810
Debt Service Fund	3,415,591	639,357	2,776,234	3,480,556	814,688	2,665,868
Total Major Funds	15,531,101	11,584,275	3,946,826	12,887,407	10,426,526	2,460,880
Non-Major Funds						
Liability Fund	258,168	203,005	55,163	380,272	225,595	154,677
Outdoor Aquatics Fund	460,929	680,961	(220,032)	935	300,854	(299,919)
Museum Fund	1,242,546	913,561	328,985	538,502	805,423	(266,921)
Park Police & Public Safety Fund	107,842	270,370	(162,528)	90,946	264,753	(173,807)
Fox Valley Special Recreation Fund	459,432	428,986	30,446	794,794	24,905	769,889
IMRF Fund	119,016	389,189	(270,173)	384,143	433,899	(49,756)
FICA Fund	289,409	424,477	(135,067)	487,919	390,844	97,075
Audit Fund	11,587	19,800	(8,213)	11,253	26,780	(15,527)
Total Non-Major Funds	2,948,930	3,330,350	(381,420)	2,688,765	2,473,054	215,712
Capital Projects						
Fox Bend Proceeds Fund	5,852	-	5,852	20,626	-	20,626
Land Cash Fund	83,118	242,116	(158,998)	191,847	250,000	(58,153)
2019 GO Bonds Capital Fund	5,854	-	5,854	33,128	-	33,128
2017 GO Bond Capital Fund	391	230,446	(230,055)	15,531	154,361	(138,831)
2015A GO Bond Capital Fund	37	50,475	(50,438)	4,061	912,452	(908,392)
Total Non-Major, Capital Projects Funds	95,252	523,037	(427,785)	265,193	1,316,814	(1,051,620)

Fox Valley Park District
Statement of Revenues and Expenses
Period Ending 7/31/2021



	2021 Budget	Year-to-Date 2021	Variance to Budget Favorable (Unfavorable)	Year-to-Date 2020
Major Funds				
General Fund				
<i>Purpose:</i> Day-to-Day Operations				
REVENUES:				
Taxes	7,486,750	4,325,578	(3,161,172)	3,851,072
Rental Income	61,727	94,673	32,946	40,428
Investment Income	120,000	26,445	(93,555)	105,334
Intergovernmental	48,354	46,180	(2,174)	126,012
Misc. Receipts	11,204	13,132	1,928	13,315
Program Revenues	10,000	(1,575)	(11,575)	8,795
Proceeds-Bond/Lease	-	-	-	-
Other Finan. Source	-	-	-	-
TOTAL REVENUES	\$ 7,738,035	\$ 4,504,434	\$ (3,233,601)	\$ 4,144,955
EXPENSES:				
Employee Costs	4,342,786	2,125,420	2,217,366	2,006,462
Utilities	223,051	107,778	115,273	100,276
Professional Svcs	509,751	212,684	297,067	95,944
Maintenance & Repair	1,274,711	506,426	768,285	546,709
Other Services	983,134	414,345	568,789	392,330
Materials & Supplies	1,236,968	607,216	629,752	525,602
Miscellaneous Exp.	30,550	11,815	18,735	14,266
Capital Expenditures	13,168	3,775	9,393	57,491
Debt Service	74,498	-	74,498	-
Other Finan. Uses	107,424	-	107,424	-
TOTAL EXPENSES	\$ 8,796,041	\$ 3,989,459	\$ 4,806,582	\$ 3,739,081
EXCESS/(DEFICIENCY)	\$ (1,058,006)	\$ 514,975	\$ 1,572,981	\$ 405,874
Orchard Valley Golf Course				
<i>Purpose:</i> Golf Course Mangement and Maintenance				
REVENUES:				
Misc. Receipts	219,099	160,530	(58,569)	105,993
TOTAL REVENUES	\$ 219,099	\$ 160,530	\$ (58,569)	\$ 105,993
EXPENSES:				
Employee Costs	-	(141)	141	29,540
Utilities	1,416	722	694	722
Maintenance & Repair	5,500	-	5,500	-
Other Services	15,200	6,706	8,494	8,319
Materials & Supplies	8,000	3,078	4,922	3,321
Capital Expenditures	143,460	208,347	(64,887)	32,938
Debt Service	-	-	-	-
TOTAL EXPENSES	\$ 173,576	\$ 218,712	\$ (45,136)	\$ 74,840
EXCESS/(DEFICIENCY)	\$ 45,523	\$ (58,182)	\$ (103,705)	\$ 31,153

Fox Valley Park District
Statement of Revenues and Expenses
Period Ending 7/31/2021



	2021 Budget	Year-to-Date 2021	Variance to Budget Favorable (Unfavorable)	Year-to-Date 2020
Recreation Fund				
<i>Purpose: General Recreation and Leisure Experiences</i>				
REVENUES:				
Taxes	6,440,000	3,318,671	(3,121,329)	2,601,676
Rental Income	762,843	497,509	(265,334)	272,618
Investment Income	110,000	17,824	(92,176)	106,064
Intergovernmental	263,188	10,000	(253,188)	224
Fees And Memberships	2,620,385	1,327,097	(1,293,288)	1,068,077
Merchandise Sales	88,744	38,412	(50,332)	18,749
Food And Bev Sales	113,574	2,964	(110,610)	18,098
Misc. Receipts	35,738	37,907	2,169	20,808
Program Revenues	3,312,299	2,103,205	(1,209,094)	917,056
TOTAL REVENUES	\$ 13,746,771	\$ 7,353,590	\$ (6,393,181)	\$ 5,023,371
EXPENSES:				
Employee Costs	7,571,878	3,856,111	3,715,767	3,452,424
Utilities	916,092	422,159	493,933	401,943
Professional Svcs	136,370	81,862	54,508	65,019
Maintenance & Repair	1,924,404	866,461	1,057,943	667,448
Other Services	966,053	296,000	670,053	385,712
Materials & Supplies	1,216,040	487,826	728,213	608,588
Merchandise Purchase	65,320	14,656	50,664	13,929
Food & Bev Purchases	30,800	434	30,366	12,062
Miscellaneous Exp.	47,699	6,612	41,087	19,344
Capital Expenditures	8	488	(480)	85,727
Debt Service	8,925	-	8,925	-
Other Finan. Uses	419,781	-	419,781	-
TOTAL EXPENSES	\$ 13,303,370	\$ 6,032,609	\$ 7,270,761	\$ 5,712,196
EXCESS/(DEFICIENCY)	\$ 443,401	\$ 1,320,981	\$ 877,580	\$ (688,825)
Capital Development Fund				
<i>Purpose: Capital Equipment, Facilities and Capital Development Projects</i>				
REVENUES:				
Investment Income	99,000	33,421	(65,579)	102,480
Intergovernmental	454,400	7,650	(446,750)	-
Misc. Receipts	-	55,886	55,886	30,052
Proceeds-Bond/Lease	-	-	-	-
Other Finan. Source	-	-	-	-
TOTAL REVENUES	\$ 553,400	\$ 96,957	\$ (456,443)	\$ 132,531
EXPENSES:				
Professional Svcs	-	5,900	(5,900)	237
Capital Expenditures	1,688,481	698,238	990,243	85,484
Debt Service	-	-	-	-
TOTAL EXPENSES	\$ 1,688,481	\$ 704,139	\$ 984,343	\$ 85,721
EXCESS/(DEFICIENCY)	\$ (1,135,081)	\$ (607,182)	\$ 527,900	\$ 46,810

Fox Valley Park District
Statement of Revenues and Expenses
Period Ending 7/31/2021



	2021 Budget	Year-to-Date 2021	Variance to Budget Favorable (Unfavorable)	Year-to-Date 2020
Debt Service Fund				
<i>Purpose: Payment of Principal, Interest and Fiscal Charges</i>				
REVENUES:				
Taxes	6,393,405	3,413,522	(2,979,883)	3,476,670
Investment Income	5,600	226	(5,374)	3,887
Misc. Receipts	-	1,843	1,843	-
Proceeds-Bond/Lease	-	-	-	-
Other Finan. Source	214,847	-	(214,847)	-
Premium on Bond Issuance	-	-	-	-
TOTAL REVENUES	\$ 6,613,852	\$ 3,415,591	\$ (3,198,261)	\$ 3,480,556
EXPENSES:				
Professional Svcs	5,950	-	5,950	950
Debt Service	6,608,252	639,357	5,968,895	813,738
Other Finan. Uses	-	-	-	-
Professional Svcs	-	-	-	-
TOTAL EXPENSES	\$ 6,614,202	\$ 639,357	\$ 5,974,845	\$ 814,688
EXCESS/(DEFICIENCY)	\$ (350)	\$ 2,776,234	\$ 2,776,584	\$ 2,665,868

Fox Valley Park District
Statement of Revenues and Expenses
Period Ending 7/31/2021



	2021 Budget	Year-to-Date 2021	Variance to Budget Favorable (Unfavorable)	Year-to-Date 2020
Non-Major Funds				
<u>Liability Fund</u>				
<i>Purpose:</i> Insurance and Risk Management				
REVENUE:				
Taxes	500,000	258,089	(241,911)	379,710
Investment Income	650	79	(571)	563
Misc. Receipts	-	-	-	-
TOTAL REVENUES	\$ 500,650	\$ 258,168	\$ (242,482)	\$ 380,272
EXPENSES:				
Employee Benefits	228,000	86,421	141,579	83,914
Professional Svcs	-	5,172	(5,172)	-
Other Services	305,000	111,412	193,588	141,681
TOTAL EXPENSES	\$ 533,000	\$ 203,005	\$ 329,995	\$ 225,595
EXCESS/(DEFICIENCY)	\$ (32,350)	\$ 55,163	\$ 87,513	\$ 154,677
<u>Outdoor Aquatics Fund</u>				
<i>Purpose:</i> Splash and Phillips Operations				
REVENUES:				
Rental Income	6,500	3,960	(2,540)	-
Intergovernmental	312,359	-	(312,359)	-
Fees And Memberships	651,845	409,526	(242,319)	796
Merchandise Sales	2,800	7,452	4,652	-
Misc. Receipts	5,400	797	(4,603)	-
Program Revenues	47,120	39,194	(7,926)	139
Other Finan. Source	312,358	-	(312,358)	-
TOTAL REVENUES	\$ 1,338,382	\$ 460,929	\$ (877,453)	\$ 935
EXPENSES:				
Employee Costs	592,294	237,048	355,246	72,963
Utilities	204,400	96,655	107,745	39,836
Professional Svcs	33,692	7,810	25,882	12,780
Maintenance & Repair	175,485	177,599	(2,114)	48,830
Other Services	78,328	24,934	53,393	25,239
Materials & Supplies	247,629	130,308	117,321	42,525
Food & Bev Purchases	-	2,618	(2,618)	-
Miscellaneous Exp.	100	184	(84)	-
Capital Expenditures	27,500	3,806	23,694	58,682
TOTAL EXPENSES	\$ 1,359,428	\$ 680,961	\$ 678,467	\$ 300,854
EXCESS/(DEFICIENCY)	\$ (21,046)	\$ (220,032)	\$ (198,986)	\$ (299,919)

Fox Valley Park District
Statement of Revenues and Expenses
Period Ending 7/31/2021



	2021 Budget	Year-to-Date 2021	Variance to Budget Favorable (Unfavorable)	Year-to-Date 2020
Museum Fund				
<i>Purpose:</i> Red Oak and Blackberry Farm Operations				
REVENUES:				
Taxes	900,000	464,021	(435,979)	456,575
Rental Income	119,355	52,277	(67,078)	3,843
Investment Income	10,800	1,189	(9,611)	7,648
Intergovernmental	500	-	(500)	500
Fees And Memberships	436,625	399,860	(36,765)	100
Merchandise Sales	49,750	44,477	(5,273)	352
Food And Bev Sales	11,200	6,192	(5,008)	172
Misc. Receipts	12,860	40,089	27,229	4,821
Program Revenues	531,256	234,441	(296,815)	64,492
TOTAL REVENUES	\$ 2,072,346	\$ 1,242,546	\$ (829,800)	\$ 538,502
EXPENSES:				
Employee Costs	1,110,331	511,318	599,013	395,041
Utilities	98,600	37,269	61,331	36,803
Professional Svcs	14,050	4,875	9,175	2,625
Maintenance & Repair	249,951	200,648	49,303	149,272
Other Services	158,827	54,698	104,129	37,812
Materials & Supplies	314,597	90,881	223,716	112,330
Merchandise Purchase	26,000	13,837	12,163	17,340
Miscellaneous Exp.	2,100	36	2,064	295
Capital Expenditures	-	-	-	53,906
Other Finan. Uses	-	-	-	-
TOTAL EXPENSES	\$ 1,974,456	\$ 913,561	\$ 1,060,895	\$ 805,423
EXCESS/(DEFICIENCY)	\$ 97,890	\$ 328,985	\$ 231,095	\$ (266,921)

Fox Valley Park District
Statement of Revenues and Expenses
Period Ending 7/31/2021



	2021 Budget	Year-to-Date 2021	Variance to Budget Favorable (Unfavorable)	Year-to-Date 2020
Park Police & Public Safety Fund				
<i>Purpose:</i> Public Safety Operations				
REVENUES:				
Taxes	200,000	104,160	(95,840)	77,034
Rental Income	1,500	280	(1,220)	-
Investment Income	5,100	119	(4,981)	5,646
Intergovernmental	3,950	-	(3,950)	4,274
Misc. Receipts	9,005	3,284	(5,721)	3,993
TOTAL REVENUES	\$ 219,555	\$ 107,842	\$ (111,713)	\$ 90,946
EXPENSES:				
Employee Costs	451,352	213,694	237,658	207,079
Utilities	17,900	6,754	11,146	6,264
Professional Svcs	6,000	2,025	3,975	2,025
Maintenance & Repair	34,500	17,492	17,008	25,987
Other Services	93,200	18,712	74,488	17,419
Materials & Supplies	41,750	11,281	30,469	5,920
Miscellaneous Exp.	750	412	338	59
Capital Expenditures	-	-	-	-
Other Finan. Uses	-	-	-	-
TOTAL EXPENSES	\$ 645,452	\$ 270,370	\$ 375,082	\$ 264,753
EXCESS/(DEFICIENCY)	\$ (425,897)	\$ (162,528)	\$ 263,369	\$ (173,807)
Fox Valley Special Recreation Fund				
<i>Purpose:</i> Recreation Opportunities for Individuals with Special Needs				
REVENUES:				
Taxes	853,734	454,228	(399,506)	781,079
Investment Income	13,000	5,204	(7,796)	13,716
TOTAL REVENUES	\$ 866,734	\$ 459,432	\$ (407,302)	\$ 794,794
EXPENSES:				
Maintenance & Repair	175,345	623	174,722	21,495
Other Services	40,000	40,983	(983)	3,410
Miscellaneous Exp.	760,000	387,380	372,620	-
Capital Expenditures	230,000	-	230,000	-
TOTAL EXPENSES	\$ 1,205,345	\$ 428,986	\$ 776,359	\$ 24,905
EXCESS/(DEFICIENCY)	\$ (338,611)	\$ 30,446	\$ 369,057	\$ 769,889

Fox Valley Park District
Statement of Revenues and Expenses
Period Ending 7/31/2021



	2021 Budget	Year-to-Date 2021	Variance to Budget Favorable (Unfavorable)	Year-to-Date 2020
IMRF Fund				
<i>Purpose:</i> Qualified IMRF Retirement Plan Accounting				
REVENUES:				
Taxes	230,000	118,839	(111,161)	379,710
Investment Income	5,950	177	(5,773)	4,434
TOTAL REVENUES	\$ 235,950	\$ 119,016	\$ (116,934)	\$ 384,143
EXPENSES:				
Employee Benefits	713,807	389,189	324,618	433,899
TOTAL EXPENSES	\$ 713,807	\$ 389,189	\$ 324,618	\$ 433,899
EXCESS/(DEFICIENCY)	\$ (477,857)	\$ (270,173)	\$ (441,552)	\$ (49,756)
FICA Fund				
<i>Purpose:</i> Social Security and Medicare				
REVENUES:				
Taxes	560,000	289,297	(270,703)	486,030
Investment Income	3,050	112	(2,938)	1,889
TOTAL REVENUES	\$ 563,050	\$ 289,409	\$ (273,641)	\$ 487,919
EXPENSES:				
Employee Benefits	845,792	424,477	421,315	390,844
TOTAL EXPENSES	\$ 845,792	\$ 424,477	\$ 421,315	\$ 390,844
EXCESS/(DEFICIENCY)	\$ (282,742)	\$ (135,067)	\$ 147,675	\$ 97,075
Audit Fund				
<i>Purpose:</i> Annual Financial Audit				
REVENUES:				
Taxes	20,000	11,584	(8,416)	11,047
Investment Income	275	3	(272)	206
TOTAL REVENUES	\$ 20,275	\$ 11,587	\$ (8,688)	\$ 11,253
EXPENSES:				
Professional Svcs	40,000	19,800	20,200	26,780
TOTAL EXPENSES	\$ 40,000	\$ 19,800	\$ 20,200	\$ 26,780
EXCESS/(DEFICIENCY)	\$ (19,725)	\$ (8,213)	\$ 11,512	\$ (15,527)

Fox Valley Park District
Statement of Revenues and Expenses
Period Ending 7/31/2021



	2021 Budget	Year-to-Date 2021	Variance to Budget Favorable (Unfavorable)	Year-to-Date 2020
Non-Major, Capital Project Funds				
<u>Fox Bend Proceeds Fund</u>				
<i>Purpose: Fox Bend Golf Course Sale Proceeds</i>				
REVENUES:				
Investment Income	27,000	5,852	(21,148)	20,626
TOTAL REVENUES	\$ 27,000	\$ 5,852	\$ (21,148)	\$ 20,626
EXPENSES:				
None	-	-	-	-
TOTAL EXPENSES	\$ -	\$ -	\$ -	\$ -
EXCESS/(DEFICIENCY)	\$ 27,000	\$ 5,852	\$ (21,148)	\$ 20,626
<u>Land Cash Fund</u>				
<i>Purpose: Legally Track Developer Donations</i>				
REVENUES:				
Investment Income	39,000	8,769	(30,231)	32,767
Intergovernmental	142,750	74,349	(68,401)	159,080
TOTAL REVENUES	\$ 181,750	\$ 83,118	\$ (98,632)	\$ 191,847
EXPENSES:				
Professional Svcs	-	-	-	250,000
Capital Expenditures	738,068	242,116	495,952	-
TOTAL EXPENSES	\$ 738,068	\$ 242,116	\$ 495,952	\$ 250,000
EXCESS/(DEFICIENCY)	\$ (556,318)	\$ (158,998)	\$ 397,320	\$ (58,153)
<u>2019 GO Bond Capital Fund</u>				
<i>Purpose: 2019 General Obligation Bond Proceeds and Capital Projects</i>				
REVENUES:				
Investment Income	41,500	5,854	(35,646)	33,128
Proceeds-Bond/Lease	-	-	-	-
TOTAL REVENUES	\$ 41,500	\$ 5,854	\$ (35,646)	\$ 33,128
EXPENSES:				
Professional Svcs	-	-	-	-
TOTAL EXPENSES	\$ -	\$ -	\$ -	\$ -
EXCESS/(DEFICIENCY)	\$ 41,500	\$ 5,854	\$ (35,646)	\$ 33,128

Fox Valley Park District
Statement of Revenues and Expenses
Period Ending **7/31/2021**



	2021 Budget	Year-to-Date 2021	Variance to Budget Favorable (Unfavorable)	Year-to-Date 2020
2017 GO Bond Capital Fund				
<i>Purpose: 2017 General Obligation Bond Proceeds and Capital Projects</i>				
REVENUES:				
Investment Income	16,500	391	(16,109)	15,531
Intergovernmental	800,000	-	(800,000)	-
TOTAL REVENUES	\$ 816,500	\$ 391	\$ (816,109)	\$ 15,531
EXPENSES:				
Capital Expenditures	872,085	230,446	641,639	154,361
TOTAL EXPENSES	\$ 872,085	\$ 230,446	\$ 641,639	\$ 154,361
EXCESS/(DEFICIENCY)	\$ (55,585)	\$ (230,055)	\$ (174,470)	\$ (138,831)
2015A GO Bond Capital Fund				
<i>Purpose: 2015A General Obligation Bond Proceeds and Capital Projects</i>				
REVENUES:				
Investment Income	5,500	37	(5,463)	4,061
Misc. Receipts	-	-	-	-
TOTAL REVENUES	\$ 5,500	\$ 37	\$ (5,463)	\$ 4,061
EXPENSES:				
Capital Expenditures	170,756	50,475	120,281	912,452
TOTAL EXPENSES	\$ 170,756	\$ 50,475	\$ 120,281	\$ 912,452
EXCESS/(DEFICIENCY)	\$ (165,256)	\$ (50,438)	\$ 114,818	\$ (908,392)



TO: Jim Pilmer, Executive Director

FROM: Jennifer Paprocki, Director of Finance

DATE: September 13, 2021

RE: Recreation Accounts Receivable Write-Off

The accounts receivable balances of the District are primarily made up of declined electronic funds transfer (EFT) payments for memberships and recreational programs. Patrons receive up to three letters from the District as notifications for the balance due and instructions on how to pay. If the balance is over \$100, it is sent to a third-party collection agency (Transworld) during the fifth month. Monthly, an aging report showing accounts over six months outstanding is provided to the Director of Finance for review and approval to write off. An alert is placed on the patron's account noting the debt, and any future membership enrollment or activity registration is prevented until the balance is paid in full.

The District is improving upon its practices by submitting monthly summaries for proposed write-offs to the Board for approval. The listing provided omits the name of the debtor but provides the amount to be written off and date the balance was incurred. These debts are not forgiven, but we acknowledge that we do not expect to receive payment.

<u>Balance</u>		<u>Quantity</u>		<u>Total</u>
\$18	x	1	=	\$18
\$23	x	1	=	\$23
\$39	x	1	=	\$39
\$48	x	1	=	\$48
\$49	x	1	=	\$49
\$50	x	1	=	\$50
\$58	x	1	=	\$58
\$66	x	1	=	\$66
\$72	x	1	=	\$72
\$98	x	2	=	\$196
\$108	x	1	=	\$108
\$110	x	2	=	\$220
\$150	x	1	=	\$150
\$178	x	1	=	\$178
				<u>\$1,275</u>

I recommend to the Board of Commissioners to approve writing off the proposed accounts receivable balances for September 2021 in the amount of \$1,275.



TO: Jim Pilmer, Executive Director

FROM: Jennifer Paprocki, Director of Finance

DATE: September 13, 2021

RE: Purchases between \$10,000 and \$25,000 + Cumulative

The following items between \$10,000 and \$25,000 + were purchased **during July - August 2021**, utilizing the board purchasing policy which normally encompass various locations and is an accumulation of invoices to equal an amount of \$10,000 or above (board approved bids, agreements, licenses, and utilities are not included):

JULY		
<i>Amount</i>	Vendor	Description
\$26,324	A Zoo to You	Barn animal exhibit and animal feed
\$16,985	Don Bohr & Sons	Lincoln Dog Park & Gregory Island Dog Park concrete replacement
\$27,331	Holmgren Electric Inc	Electrical repairs – various locations
\$12,627	Ross Mechanical	Plumbing repairs – various locations

AUGUST		
<i>Amount</i>	Vendor	Description
<i>\$13,594</i>	A Zoo to You	Animal feed
<i>\$29,805</i>	Don Bohr & Sons	North River Street Park and Cowherd Park concrete replacement/improvements
<i>\$27,331</i>	Flameproof Companies	OVGC bridge deck wood treatment, shelter bean replacement project and timbers for shelters
<i>\$11,761</i>	Frank Marshall Electric	Electrical repairs – VAC, Splash, Cole, and various locations
<i>\$29,483</i>	IT Savvy	Replacement UPS devices, laptops, docking stations & TV's for VAC fitness
<i>\$12,531</i>	Play Illinois	Sutton Lake and Asbury swing sets – Arrowwood crawl tube
<i>\$10,162</i>	Ross Mechanical Group	Plumbing repairs – Phillips, Blackberry Farm & VAC
<i>\$29,609</i>	Technical Theatre Services, Inc	PA and sound system replacements/repairs at Prisco, Splash and Blackberry Farm
<i>\$12,613</i>	Thermosystems LLC	Pool RTU #2 service actuator and 6 service visits



TO: Jim Pilmer, Executive Director

FROM: Jennifer Paprocki, Director of Finance

DATE: September 13, 2021

RE: Finance/Accounting Board Report for July & August 2021

Finance Department:

The Popular Annual Financial Report (PAFR) was completed in August and the application document was submitted to the Government Finance Officers Association (GFOA) for the award. Marketing helped immensely by providing the visual aspects of the document.

The District received notification that we have received the Distinguished Budget Presentation awards for the 2021 budget document. This was the District's eleventh time receiving the award.

The District submitted for reimbursement of \$260,358 to the City of Aurora for one-half of the 2020 aquatic loss and administrative costs.

In line with GFOA best practices, the District has issued a request for proposal for auditing services for 2021-2023 with two optional one-year extensions. Proposals are due on September 22nd, with a recommendation to be presented to the Board in October.

The department is starting an Excel training program for District staff. Initially, some YouTube videos have been shared to the District via the Finance Yammer Group. So far 54 people have viewed the post, and several have liked it and/or added appreciative comments. Assistant Director Gabbard will continue the training program by recording additional videos to share useful information not relayed in the YouTube programs.

Department Collaborations:

The Executive team met to discuss our first round of capital projects for budget year 2022 and outward projections for the following five years.

The District applied for the Shuttered Venue Grant to recover costs from non-operation during the pandemic. John Kramer was very helpful as was Holly Wiggins in providing Finance with the required information including floor plans, capacity limitations, programming and information related to seating. We documented our case within the application and supplied a

letter of need (provided you with a copy of this letter). If we are awarded grant funds, we could receive up to \$565,000 to cover museum salaries and wages from 2020.

Jen Paprocki, John Goll and Katie Kulakowski from Recreation met with staff from West Aurora School District and Cities in Schools to discuss the future of the 21st Century Learning Grant and close-out of the current grant cycle.

John Goll met with Kyle McHale of Operations to plan the next stage of transitioning the current fixed asset system to the Cartegraph system in use by the Operations department.

Finance, Information Technology and Marketing have been working closely together for roll out of the Adobe sign functionality within the District. This will eliminate the need to interoffice pieces of paper for approvals and cut down on the turnaround time for processing. This feature has been vetted by the Executive Assistant for other digital signature uses and has been determined to be appropriate for most board document signatures. This feature will be used in the interim until the Munis signature functionality is rolled out during the fourth quarter of 2021.

John Goll and Director of Planning Jeff Palmquist worked together to prepare the quarterly financial & progress reporting for the Simmons Park grant and to begin the close-out process of the Copley Hospital Park grant. The granting agencies require these periodic reports to demonstrate project progress and budgetary compliance with grant agreement terms. Both criteria must be met for the District to receive distribution of over \$500,000 of grant funds.

Department Trainings/Certifications:

7/20/21 - Full Day – TCM Overview – Jen Paprocki, Julia Gabbard, and Lisa Santoria – Overview of Tyler Content Manager document storage solution along with training on creating custom documents to store District specific forms.

7/20/21 – 1 hour – IMRF Authorized Agent Webinar – Mary Licar – Overview of IMRF Benefits and other useful retirement information to assist eligible staff with questions.

8/20/21 – 1 hour - John Goll participated in an Illinois Government Finance Officers virtual roundtable session titled Investment: Now and Beyond. There was a presentation and discussion of concerns and strategies relevant to the District's financial investments in current economic and market conditions.

Other:

8/14 - John Goll, Kelly McGloon, and Melissa Valerio volunteered to help Recreation staff the Amazing Race event.

8/21 - John Goll volunteered to drive the shuttle bus at the Red Oak Nature Center Bugfest event.

Julie DeKing – Administrative Assistant celebrated her 24th year with the Park District.



TO: Jim Pilmer, Executive Director

FROM: Lisa Santoria, Director of Human Resources

DATE: September 13, 2021

RE: Human Resources Board Report for July & August 2021

Employment Statistics for the month of July and August:

Part-Time

Transfers: (18)

Promotions: (0)

New Hires: (62)

Rehires: (10)

Termination: (1)

Resignations: (2)

Seasonal Layoff: (26)

Full-Time

Transfers: (0)

Promotions: (3)

New Hires: (5)

Rehires: (0)

Terminations: (0)

Resignations: (2)

Retirement: (0)

Full-time New Hires, Promotions, and Transfer Highlights for July and August:

- ✓ The District had 5 new hires and 3 promotions for the months of July and August:

Promotions:

- Julia Gabbard was promoted from Superintendent of Finance to the Assistant Director of Finance
- Elizabeth Smith was promoted from a part-time Group Exercise Instructor to the full-time Group Exercise Supervisor
- James Johnson was promoted from a part-time IT Support Specialist to a full-time IT Support Specialist

New Hires:

- ✓ Michael Hay was hired as the Fox Fitness Assistant Manager, his office is at the Prisco Community Center
- ✓ Katherine Garrett was hired as the Marketing and Digital Communications Manager; her office is at the Cole Administration building
- ✓ Michael Clemens was hired for the Grounds Maintenance position at West Maintenance
- ✓ Cristin Handlon was hired as the Recreation Supervisor for Dance, her office is at the Prisco Community Center
- ✓ The 5th new hire was for the Human Resource Department. Lorena Corral was hired as the HR Generalist. Lorena is a great addition to our team.

- On July 7th, Ivan Chambers, Equity and Outreach Strategist, and Lisa Santoria attended State Representative Barbara Hernandez's Job Fair at the Prisco Community Center.
- Finance and HR did a virtual training with Tyler Technologies on the Tyler Content Manager, TCM, module. This module will house all our documents and will assist in our goal of eliminating paper files.
- Jennifer Paprocki, Jon Michael, and Lisa Santoria continue to meet weekly with the Munis Team from Tyler Technologies to monitor the move to the AWS platform and our 2021.1 version upgrade.
- August 2, the Risk Committee and HR launched the National Incident Management System, (NIMS) training program to the Executive team to pilot. This pilot program will help test the functionality and capabilities of the Certification/Training Module in Munis. The module will store all certifications and training courses taken by our employees.
- Lisa attended a virtual roundtable discussion with HR professionals from other Park Districts and Forest Preserve Districts. The main topic and discussion were based on hiring/recruiting and the lack of applicants. All the districts are having the same issues and concerns with finding and hiring employees.



TO: Jim Pilmer, Executive Director

FROM: Jon Michael, Director of Information Technology

DATE: September 13, 2021

RE: Information Technology Board Report for August 2021

The Security Committee met on August 26, 2021 to review progress on our objectives and to continue the development of initiatives moving forward. One significant milestone for surveillance is the completion of the upgrades and additions to the Cole Center. We have added 10 cameras to the environment which includes multi-imager and fish-eye lens cameras. These cameras help to view additional area and to easily administer surveillance review. Signage is now also present on the exterior of the building at Cole Center; reminding staff and the public that the facility is being monitored by surveillance. Our objective with the signage is awareness as well as to thwart off nefarious activity. With the additions to the Cole Center complete, the committee will take the established surveillance standards and apply them to the remaining facilities. The surveillance standards for coverage include signage, exterior perimeter of the facility, interior view of egress/ingress doors, safes, cash drawers and fuel pumps. The Security Committee will apply these standards as we build out the environment and continue to advocate for surveillance to aid in our three pillars of public safety, risk management and human resource management.

The Department of Information Technology will tear down all computer, point of sale, and scanning equipment from the outdoor aquatic facilities and store them at the Cole Center for the winter months. This process ensures that all equipment is secure and not vulnerable to the winter months at the outdoor aquatic facilities. In addition to the wellness of the equipment, it also streamlines the logistics of setup when spring arrives. Most of the network components stay up and running during the winter months to monitor burglar and fire alarms, as well as the surveillance equipment. I would like to thank James Johnson and Jason Snow for all their efforts thus far in that process.

Finally, I would like to welcome James Johnson, as a full time IT Support Specialist, to our IT Team. James exceeded our expectations in his role as part time IT Support Specialist and we continue to acclimate him to additional full-time responsibilities. James will continue to administer and co-manage our IT ticketing system for the Team, as well as work a nontraditional shift to ensure proper IT support coverage for the District. Having James full time will allow Broch Meyer, Network Administrator, additional time and focus on the wellness and security of our cyberenvironment.



TO: Jim Pilmer, Executive Director

FROM: Kyle Halverson, Interim Director of Marketing and Communications

DATE: September 13, 2021

RE: Marketing and Communications Board Report for July & August 2021

Advertising

Print advertising focused on efforts in Western Suburban Living – Aurora Feature (Blackberry Farm), Bridge Living (Fox Fitness and General FVPD) and Glancer (Blackberry Farm). Blackberry Farm radio spots on WSPY-FM and Outdoor Aquatics billboard displays, downtown Aurora kiosks and Kane County Cougars digital displays. Social media advertising on Fox Fitness and Bug Fest.

Public Relations: Tim Wagner

I. Tell Our Story Campaign/Press Releases

- Stop the Presses! Summer Stage Returns with Disney’s ‘Newsies’
- Rusty Rodeo Offers Residents Chance to Preserve Local Watersheds
- Bug Fest Swarms to Spotlight at Red Oak Nature Center, Lippold Park

II. Media Placements/Mentions (27 total) (*Google Alerts issues from 8/12-8/25*)

- Hey, 12- to 17-year-olds! Get Vax at FREE Fishing Derby in Aurora – and Two Tickets to Six Flags (Kane County Connects, July 4)
- Aurora’s Wesley UMC to host food, crafts and take-home gifts for kids (Daily Herald, July 7)
- East Aurora School District enjoying new digs at old Copley Hospital (Beacon News, July 8)
- Aurora Interfaith Food Pantry to host free food pantry July 9 (Daily Herald, July 8)
- Aurora fishing derby also offers chance to vaccinated against Covid-19 (Beacon News, July 11)
- North Aurora brothers to perform lead roles in ‘Newsies: The Musical’ (Daily Herald, July 13)
- East Aurora tennis players back on home court (Beacon News, July 15)
- Montgomery Fest is Back Aug. 13, 14 & 15 (Patch.com, July 15)
- Montgomery Fest Returns for 36th Year with New Activities (Patch.com, July 16)
- Historic East Side neighborhood in Aurora in the spotlight (Beacon News, July 16)
- Montgomery Fest returns Aug. 13-15 (Daily Herald, July 16)
- Special recreation leader Sandy Gbur retires (Patch.com, July 19)
- Music in the moonlight comes to Aurora’s Blackberry Farm (Beacon News, July 21)





- Aurora Methodists continue outdoor food, crafts programs at Aurora park July 26 (Daily Herald, July 21)
- Transformation continues at old Copley Hospital campus (Beacon News, July 24)
- Montgomery hears about dam proposal (WSPY-FM 107.1, July 27)
- Rusty Rodeo Offers Chance to Preserve Local Watersheds (Kane County Connects, July 30)
- Bardwell neighborhood no longer in shadow of old hospital (Beacon News, July 30)
- Aurora gets ready for return of in-person National Night Out events (Beacon News, August 2)
- Aurora approves plans for start of project that could add about 700 homes and up to 2,600 residents to city (Beacon News, Aug. 5)
- New police chief begins duties in Aurora (Beacon News, August 7)
- Aurora’s Wesley UMC serves kids food, reading, crafts (Daily Herald, August 11)
- Montgomery Fest returns Aug. 13-15 (Daily Herald, August 11)
- Weekend Windup: Chicago Suburbs Family Fun August 20-22, 2021 (A Little Time and a Keyboard, August 19)
- Bug Fest puts insect life all around us front and center (August 21)
- Aurora examines plan for 250 townhomes on city’s far East Side (August 30)
- Suburban park district feels the hiring crunch, too (WBBM-AM 780 & WWBM-FM 105.9, September 2)

III. Twitter

- Upticks in last 28-day period: Impressions (4,965, +2.3%), Followers (+9)
- Top Tweet by Impressions:

	Fox Valley Park Dist @FoxValleyParks · Aug 17 It's almost time for Bug Fest! One of our signature events at @RedOakNatureCtr returns buggier than ever. Join us this Saturday from 9 a.m. to 1 p.m. to see what all the buzz is about.	1,395	7	0.5%
Read more here: bit.ly/2W2t3tm				
 View Tweet activity				

- Top Tweet by Engagement Rate:

	Fox Valley Park Dist @FoxValleyParks · Jul 29 Our operations team has been busy assessing parks and trails, following the early-morning storm. So far, so good, and we've received no reports of debris causing blockage anywhere throughout the network. If you see something, let us know in an email to fvpd@fvpd.net .	444	11	2.5%
 View Tweet activity				
	Fox Valley Park Dist @FoxValleyParks · Jul 21 After it was explained that our Twitter account "looks like (it) was flagged as spam by mistake," we're back from an unexpected fun-stoppage and just wanted to say hey.	446	11	2.5%
Hey!  View Tweet activity				

IV. Miscellany

- Completed/submitted IAPD “Best of the Best” Award in the category of Volunteer of the Year
- Media relations/damage control on delicate topics (City of Lights Tennis Program)
- Attended FREE Fishing Derby at Jericho Lake
- Attended Rusty Rodeo
- Began relationship with Bureau Gravity, a new-ish company in Aurora that’s unrolling a hyper-local, digital news platform (BG is in mid-production on feature stories involving Fox Fitness, Blackberry Farm and 63-year-old lifeguard Rich Epperson)

Integrated Marketing: Katie Garrett

- Increased posts and traffic to Instagram page
- Toured facilities and met with key department head staff
- Digital campaign with email and social for Blackberry Farm Special events, The Barn, Bug Fest, BACC Pack, Stay and Play, Fall Adventure Playbook, Outdoor Aquatics, Red Oak Birthday Parties and Now Hiring
- Posted Labor Day hours and amenities available across web and social
- Posted Fall Group Exercise schedules to Facebook
- Social support for new dance classes, auditions for Moana, gymnastics classes and upcoming events on Facebook
- Posted information regarding the mask mandate across web and social

Foundation, Development, and Outreach: Rachel Ossyra

- Golf for Kids Benefit Outing projections: \$104,820 Total Cash Revenues, \$26,081 Total Costs, \$79,739 Total Net Revenues. 298 personalized thank you letters were sent to sponsors, donors and participants. The Foundation Board will meet September 16 to review the results and plan the grant making process.
- Successful completion of Early Childhood Education Learning Ladder Giant Steps program at Prisco Community Center on July 21. 32 Children from qualified families were given scholarships funded by \$2000 in grants from Rotary Club of Aurora and Kiwanis Club of Aurora to help close the learning gap for our at-risk kids over the summer.
- Provided \$1,000 grant funds from Rotary Club of Aurora for two-day 2021-22 Preschool Scholarship for at-risk child.
- Assisted Recreation in identifying \$7,000 Foundation funds available to provide 10 2021-22 Preschool Scholarships at Prisco for at-risk children.
- Together with Business Development, engaged the Aurora Amazon Fulfillment Center to become an in-kind donee of surplus/non-returnable recreation and educational IT equipment for use in Recreation and Outreach programs that assist/include underprivileged individuals or families. Since July, we have received items valued at \$14,220, including aluminum bats, fishing gear, barbells and Chromebooks. We will likely receive items every couple months or so. We are working with Recreation to put the items to appropriate use.
- In collaboration with Park Operations completed Spring/Summer installation for memorial benches and trees. 2 memorial trees are planned for Fall planting and 4 for Spring 2022. Extra care is being given to the new trees during the dry conditions, along with follow-up communications with donors. Completed – 9 trees, 5 benches. In Progress – 6 trees. \$27,800 revenues from donations.

- Completed successful collaboration with Northern Illinois Food Bank Meals on the Move program for weekday meal distributions this summer at Lincoln Park, Dr. Martin Luther King, Jr. Park, Blackhawk Park and New Haven Park from June 1 to August 6. Turnout was steady at all locations throughout the summer, with peak volumes before July 4. Sharon McNeil, Director of Community Nutrition Team thanked us for the successful partnership which helped them feed many children throughout the summer.
- Serving on Indian Prairie School District 204 Boundary Committee. Meeting twice per month.
- Attended weekly Rotary club meetings.
- Representing FVPD at new Greater Fox Valley Area Kiwanis Club.
- Attended Retiree/IMRF Picnic at Blackberry Farm.

Creative Services: Stephanie Hopp

- Fall activity guide post-production
- Winter activity guide pre-production
- Forms, signage, materials and marketing graphics for Dance, Preschool, Performing Arts, BACC Pack, Fox Fitness, Blackberry Farm / The Barn and Aquatics
- Event materials for Bug Fest, Amazing Race, Summer Stage, Summer Dance Concert, FVPD Retiree Picnic
- Paid print and digital ads for Pumpkin Weekends & Holiday Express
- Branded, fillable finance and HR forms
- Mask mandate signage and graphics
- Weston Avenue Park signage
- Photoshoots at Splash Country and Phillips Park aquatic centers

RoboHead (July & August combined)

- 115 requests submitted
- 114 requests completed
- 217 tasks completed
- Avg. project duration: 10.4 days

Business Development: Frank Johnson

- Discussions with FirstGroup to do three days of vendor tables at Blackberry Farm.
- Confirmed with Jennings Terrace to be Friendly Center Sponsor for September event - \$250.00.
- Responded to an inquiry from Eagle Martial Arts Academy about demonstrating in our facilities.
- Discussions with Kirhofer Sports to sell reversible jerseys for basketball leagues as a possible bidder for athletic apparel.
- Discussions with Orthodontic Experts for event sponsorships.
- Continue discussions with IMSA for Day of Service volunteer throughout District.
- Continue individual volunteer requests.
- Working with Jennings Terrace on a Field Trip for 14 residents.
- Discussing vendor visit with State Farm Insurance for Pumpkin Weekends and Holiday Express.
- Weekly Rotary meetings for Sunrise Rotary.
- Met with Northern Illinois Food Bank regarding their daily food distribution in our parks.

- Discussions with United Way regarding our policy regarding signage in our parks.
- Weekly attendance at Live and Uncorked to coordinate vendors/sponsors.
- Amazon donation verification and photo opportunity with delivery of \$8,700.00 worth of aluminum baseball bats.
- Working with Birthday party planner regarding new pizza delivery vendor – Luigi’s Pizza.
- Coordinated Luigi’s Pizza as final location for Amazing Race wrap up party.
- Discussion of FVPD being a recipient of a pollination grant from Sunrise Rotary.
- Attended monthly Aurora Housing Authority monthly meeting.
- Continue to field inquiries regarding opportunities to volunteer and Eagle Scout project opportunities at the District.
- Met with new District 204 Assistant Outreach person and discussed and updated corporate partnership with FoxFitness approval. Will be posted to District 204 employee site.
- Initial discussions with Aurora University regarding Reach TV ad for Graduate Admissions.
- Initial discussions with Intermission Therapies regarding Reach TV ad for Wellness.
- Met with Barnes Road to discuss criteria for a \$400.00 Pollination Grant from Sunrise Rotary.
- Presented to Sunrise Rotary FVPD bee keeping efforts in application for the grant and received approval for \$410.00 for 2022.
- Working with Premier Theatre for PDC 30 Sponsorship for Fall Stage, Fall Adult Dinner Theatre, Winter Stage Productions and Nutcracker at \$1,000.00 each for \$4,000.00.
- Worked with PepsiCo repairs for completion of mechanical replacement of card readers in Prisco and ruled out IT issues related to data being sent to the Cloud.
- Months of Marketing storage clean-up has resulted in a collection of archival materials used for materials for the 75th. Anniversary book as well as FVPD alumni picnic.
- Researched and ordered two FVPD logoed tents that will be available in time for Bugfest.
- Assisted in the orientation of new staff member – Katie - with visits and introductions at the Community Centers.
- Significant uptick in Volunteer requests as schools and employers planning for back in-person. Continue to screen and disseminate appropriate volunteers to respective departments.
- Continue to work with Recreation to develop programs for AMITA sponsorship regarding wellness for underserved and seniors.
- Amazon Fulfillment Center discussion for donation of fishing poles, 10 laptops and two barbells for a value of approximately \$4,500.00. We will accept through Foundation and add to the Golf for Kids Grant distribution program.
- Seeing an increase of donation requests previously administered by Community Outreach. I screen and using established guidelines determine if eligible and to what level. I Coordinate efforts with Executive Director’s Administrative Assistant.
- Completed coordination of Foundation payment for the Early Learners Program for a total of \$1,920.00 to go to Recreation.
- Initial discussions with Chicago Steel Hockey regarding their attending FVPD events for a fee.
- Working with FoxFitness membership with a contact for District 308 Corporate possibility.
- Discussed with Recreation possibility of making equipment available for grant disbursement.
- Referred Life Line Screening to Prisco for possible 2022 rental.
- Attended BugFest with a Marketing table presence.
- Secured a third donation from Amazon Fulfillment including weights and a youth bicycle.
- Coordinating Bingo sponsors with Friendly Center.

- Continue to donate raffle items to FCC Bingo.
- Providing 150 FVPD logo pens with hi-liters to Aurora Public Library virtual 5K run.
- Discussed advertising in Adventure Playbook with Play It Again Sports.
- Heritage Woods sponsoring Bingo with \$100.00 worth of gift cards.
- Legacy Healthcare sponsoring two FCC lunches for a total of \$500.00.
- Discussed raffle donations provided by FVPD to Aurora Humane Society.
- Konen Insurance to sponsor Friendly Center Coffee for the next four months.
- Discussions with FoxFitness and AMITA Health to fund 100 memberships to Copley.
- AMITA will present to FCC on Physical Therapy for Seniors and \$100.00 will pay for Bingo prizes.
- Symphony of Orchard Valley sponsoring VAC coffee - \$500.00.
- Initial discussions with FoxMetro for discarded medication drop off at Prisco and Eola.
- Completed clean out of eCare items from Eola pre-school room and donated packaged cereal to Wayside Cross Rescue Mission.
- Initial discussions with Gillerson's Grubbery for possible Food Truck presence in the District.

Social Media Analytics

Social Media Recap - July 2021

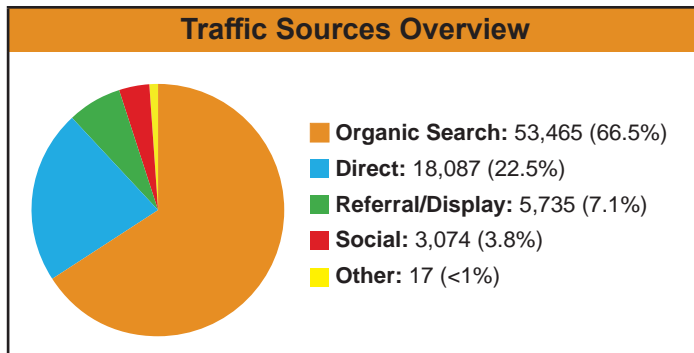
	Fox Valley Park District		Fox Fitness		Blackberry Farm		Red Oak Nature Center		Vaughan Athletic Center		Eola Community Center		Splash Country		Phillips Park	
	June	July	June	July	June	July	June	July	June	July	June	July	June	July	June	July
Likes	9,889	9,918	1,499	1,511	32,463	32,797	4,460	4,537	5,094	5,107	2,206	2,206	8,105	8,191	3,832	3,935
Posts	22	18	2	4	18	19	11	11	8	7	5	7	11	11	18	19
Reach	42,138	33,826	535	4,532	76,725	79,015	6,403	7,216	5,286	3,727	1,197	1,497	21,581	13,642	42,463	12,718
Engagements	1,484	1,054	17	169	3,254	2,678	417	248	158	99	27	35	1,379	423	3,701	698
Engagement Rate	3.5%	3.1%	3.1%	3.7%	4.2%	3.4%	6.5%	3.4%	3.0%	2.6%	2.3%	2.3%	6.4%	3.1%	8.7%	5.5%

Social Media Recap - July 2021

	Prisco Community Center		Performing Arts		Copley Boxing		Stuart		Vaughan Tennis		Fox Valley Gymnastics		Foundation		Twitter	
	June	July	June	July	June	July	June	July	June	July	June	July	June	July	June	July
Likes	1,318	1,327	1,949	1,981	383	386	450	457	200	200	386	388	297	298	1,837	1,845
Posts	6	8	14	21	1	--	--	--	3	2	14	6	10	1	15	9
Reach	567	1,097	26,928	42,011	38	--	--	--	320	139	1,790	1,472	417	82	10,900	4,812
Engagements	5	41	2,014	3,092	3	--	--	--	33	5	139	62	45	12	--	--
Engagement Rate	.8%	3.7%	7.4%	7.4%	7.9%	--	--	--	10.3%	3.6%	7.7%	4.2%	10.7%	14.6%	0.7%	0.5%

Website Analytics

Fox Valley Park District Main Website Usage July 2021				Blackberry Farm		Fox Fitness		Red Oak Nature Center		Splash Country		Phillips	
	June '21	July '21	July '20	June	July	June	July	June	July	June	July	June	July
Sessions/Visits	47,169	41,651	26,428	31,871	40,238	4,033	3,802	1,990	2,224	18,133	18,168	16,328	11,905
Pageviews	90,661	71,916	45,331	55,774	71,178	7,563	7,116	3,756	4,153	39,247	38,373	32,849	24,594
Pageviews/Session	1.92	1.73	1.72	1.75	1.77	1.88	1.87	1.89	1.87	2.16	2.11	2.01	2.07
# of Unique Visitors	30,362	27,847	17,528	20,852	25,953	2,820	2,720	1,531	1,654	12,134	12,288	10,135	8,040
# of New Visitors	27,339	25,157	14,897	19,591	24,505	2,614	2,527	1,477	1,606	11,661	11,667	9,777	7,557
% of New Visitors	74.3%	76.2%	73.2%	75.3%	75%	77.4%	78.4%	81.6%	81.7%	77%	76.1%	75.3%	75.8%
Bounce Rate	40.66%	46.86%	44.00%	36.63%	38.45%	49.84%	54.16%	44.42%	46.22%	32.11%	37.85%	32.33%	37.21%
Avg. Duration of Session	2:08	1:52	1:55	2:03	1:51	1:39	1:36	1:18	1:32	2:03	1:50	2:01	1:48



Content Overview

Pages	Pageviews	% of Pageviews
Blackberry Farm Homepage	37,004	17.0%
FVPD Homepage	21,904	10.1%
Splash Country Homepage	18,941	8.7%
Blackberry Farm Plan Your Visit	18,568	8.5%
Splash Country Admission	14,686	6.8%

Digital Footprint at-a-glance

Easy to see numbers, top trends and user actions across Fox Valley digital platforms.

Website

wherefunbegins.org



▲ Websites

Our website traffic remains strong compared to 2019. We had 217,330 pageviews in 2021, an increase from 215,773 in 2019.

Our traffic driven to our website via social has increased by 47.6% since 2019.

18.2%
Fall Adventure
Playbook Open Rate

6,000
Organic Reach on
Facebook

Digital Campaign

Fall Adventure Playbook ▶

We ran our seasonal marketing campaign to promote the Fall Adventure Playbook and registration.

On Facebook, we had 14 total posts, reaching nearly 6,000 people.

We emailed our entire database of more than 46,000+, yielding an 18.2% open rate and 15.6% click rate.

Email Industry Averages:

Open Rate: 15-18%

Click Rate: 8-11%



Social Media Analytics

Social Media Recap - August 2021

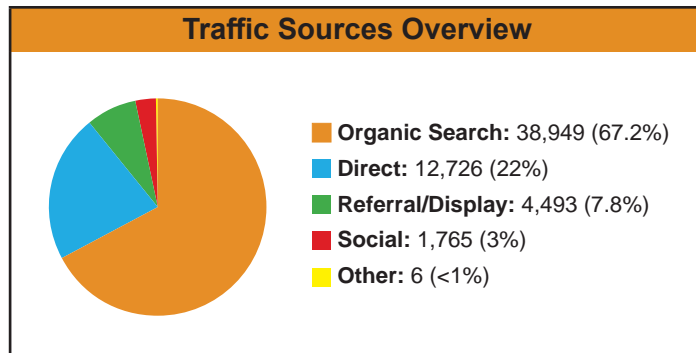
	Fox Valley Park District		Fox Fitness		Blackberry Farm		Red Oak Nature Center		Vaughan Athletic Center		Eola Community Center		Splash Country		Phillips Park	
	July	Aug.	July	Aug.	July	Aug.	July	Aug.	July	Aug.	July	Aug.	July	Aug.	July	Aug.
Likes	9,918	9,960	1,511	1,506	32,797	33,132	4,537	4,571	5,107	5,115	2,206	2,209	8,191	8,192	3,935	3,985
Posts	18	10	4	6	19	17	11	14	7	5	7	7	11	3	19	2
Reach	33,826	14,898	4,532	2,804	79,015	71,717	7,216	10,021	3,727	4,966	1,497	1,237	13,642	8,040	12,718	1,993
Engagements	1,054	636	169	75	2,678	2,628	248	454	99	372	35	27	423	936	698	123
Engagement Rate	3.1%	4.2%	3.7%	2.7%	3.4%	3.7%	3.4%	4.5%	2.6%	7.5%	2.3%	2.2%	3.1%	11.6%	5.5%	6.2%

Social Media Recap - August 2021

	Prisco Community Center		Performing Arts		Copley Boxing		Stuart		Vaughan Tennis		Fox Valley Gymnastics		Foundation		Twitter	
	July	Aug.	July	Aug.	July	Aug.	July	Aug.	July	Aug.	July	Aug.	July	Aug.	July	Aug.
Likes	1,327	1,334	1,981	2,004	386	390	457	467	200	201	388	389	298	300	1,845	1,854
Posts	8	8	21	11	--	2	--	--	2	2	6	4	1	1	9	8
Reach	1,097	771	42,011	11,573	--	337	--	--	139	218	1,472	618	82	104	4,812	6,387
Engagements	41	21	3,092	394	--	18	--	--	5	41	62	53	12	7	--	--
Engagement Rate	3.7%	2.7%	7.4%	3.4%	--	5.3%	--	--	3.6%	18.8%	4.2%	8.6%	14.6%	6.7%	0.5%	0.6%

Website Analytics

Fox Valley Park District Main Website Usage August 2021				Blackberry Farm		Fox Fitness		Red Oak Nature Center		Splash Country		Phillips	
	July '21	Aug. '21	Aug. '20	July	Aug.	July	Aug.	July	Aug.	July	Aug.	July	Aug.
Sessions/Visits	41,651	33,858	29,138	40,238	30,739	3,802	3,656	2,224	1,947	18,168	8,853	11,905	8,699
Pageviews	71,916	57,028	48,412	71,178	54,439	7,116	6,621	4,153	3,521	38,373	17,882	24,594	14,535
Pageviews/Session	1.73	1.68	1.66	1.77	1.77	1.87	1.86	1.87	1.81	2.11	2.02	2.07	2.02
# of Unique Visitors	27,847	22,950	18,074	25,953	20,563	2,720	2,480	1,654	1,492	12,288	6,941	8,040	5,902
# of New Visitors	25,157	20,560	15,761	24,505	19,063	2,527	2,318	1,606	1,450	11,667	6,466	7,557	5,514
% of New Visitors	76.2%	75.9%	70.7%	75%	75.5%	78.4%	78.4%	81.7%	83%	76.1%	80%	75.8%	75.5%
Bounce Rate	46.86%	47.84%	46.61%	38.45%	39.31%	54.16%	51.36%	46.22%	46.33%	37.85%	37.84%	37.21%	38.17%
Avg. Duration of Session	1:52	1:52	1:57	1:51	1:50	1:36	1:39	1:32	1:23	1:50	1:17	1:48	1:38



Content Overview

Pages	Pageviews	% of Pageviews
Blackberry Farm Homepage	27,978	18.4%
FVPD Homepage	17,865	11.8%
Blackberry Farm Plan Your Visit	15,265	10.1%
Splash Country Home	9,676	6.4%
Phillips Aquatic Center Home	8,661	5.7%

Digital Footprint at-a-glance

Easy to see numbers, top trends and user actions across Fox Valley digital platforms.

Instagram

@foxvalleyparkdistrict

Insights Overview

You received **+395%** more content interactions compared to Jul 1 - Jul 31.

Accounts Reached **727** **+142%**

Content Interactions **99** **+395%**

Your Audience

Total Followers **1,648**

Posts for August 2021 with Reach Per Post

Masks, Amazing Race, Amazon Donation, Bug Fest



395%
More Content Interactions Than July

1,978
Total Organic Reach on Instagram



Digital Campaign



Congratulations to our Wedding Couples!

Blackberry Farm
Published by Becky Harting · August 28 at 7:18 PM
Congratulations Morgan & Jeff!
Dates are filling up fast for 2022, don't miss your chance to reserve your special day at the Barn at Blackberry Farm!
For more information on having a wedding with us visit ... See More



5,942 People Reached
71 Engagements
↑ +1.5x Higher Distribution Score

Blackberry Farm
Published by Becky Harting · August 21 at 7:00 PM
Congratulations Chelsea & Nick!
For more information on hosting a wedding at Blackberry Farm visit www.blackberryfarm.info/weddings-at-the-farm/



8,107 People Reached
150 Engagements
↑ +1.9x Higher Distribution Score

Over 14,000 Combined Organic Reach
220+ Total Engagement



TO: Jim Pilmer, Executive Director

FROM: John Kramer, Director of Operations

DATE: September 13, 2021

RE: Operations Board Briefs for July & August 2021

Tasks by Division for the month of July 2021:

Completed Tasks by Division

Total Number of Tasks Completed by No Department	41	Total Number of Labor Hours	0.00	Avg Dwell Time	4.61
Total Number of Tasks Completed by Aquatics	14	Total Number of Labor Hours	23.25	Avg Dwell Time	0.07
Total Number of Tasks Completed by Arboriculture	96	Total Number of Labor Hours	322.45	Avg Dwell Time	1.13
Total Number of Tasks Completed by Athletics	116	Total Number of Labor Hours	1585.55	Avg Dwell Time	0.70
Total Number of Tasks Completed by BBF	18	Total Number of Labor Hours	30.75	Avg Dwell Time	8.50
Total Number of Tasks Completed by Central Maintenance	280	Total Number of Labor Hours	506.00	Avg Dwell Time	6.14
Total Number of Tasks Completed by East Maintenance	254	Total Number of Labor Hours	493.60	Avg Dwell Time	0.01
Total Number of Tasks Completed by Facilities	17	Total Number of Labor Hours	117.00	Avg Dwell Time	1.88
Total Number of Tasks Completed by Horticulture	486	Total Number of Labor Hours	1511.50	Avg Dwell Time	0.08
Total Number of Tasks Completed by Natural Areas	50	Total Number of Labor Hours	107.00	Avg Dwell Time	0.00
Total Number of Tasks Completed by Operations	31	Total Number of Labor Hours	141.00	Avg Dwell Time	1.71
Total Number of Tasks Completed by Trades	879	Total Number of Labor Hours	547.65	Avg Dwell Time	0.12
Total Number of Tasks Completed by West Maintenance	487	Total Number of Labor Hours	1806.75	Avg Dwell Time	6.07

Tasks by Division for the month of August 2021:

Completed Tasks by Division

Total Number of Tasks Completed by No Department	35	Total Number of Labor Hours	0.00	Avg Dwell Time	10.97
Total Number of Tasks Completed by Aquatics	88	Total Number of Labor Hours	66.75	Avg Dwell Time	0.57
Total Number of Tasks Completed by Arboriculture	119	Total Number of Labor Hours	310.15	Avg Dwell Time	0.52
Total Number of Tasks Completed by Athletics	85	Total Number of Labor Hours	823.20	Avg Dwell Time	2.25
Total Number of Tasks Completed by BBF	20	Total Number of Labor Hours	46.00	Avg Dwell Time	1.30
Total Number of Tasks Completed by Central Maintenance	129	Total Number of Labor Hours	322.50	Avg Dwell Time	1.16
Total Number of Tasks Completed by East Maintenance	234	Total Number of Labor Hours	528.80	Avg Dwell Time	0.19
Total Number of Tasks Completed by Horticulture	402	Total Number of Labor Hours	1047.50	Avg Dwell Time	0.15
Total Number of Tasks Completed by Natural Areas	63	Total Number of Labor Hours	97.00	Avg Dwell Time	0.00
Total Number of Tasks Completed by Operations	37	Total Number of Labor Hours	215.75	Avg Dwell Time	0.68
Total Number of Tasks Completed by Trades	829	Total Number of Labor Hours	781.29	Avg Dwell Time	0.88
Total Number of Tasks Completed by West Maintenance	639	Total Number of Labor Hours	1897.25	Avg Dwell Time	1.70

Noteworthy items from July and August including projects, supported initiatives and ongoing areas of opportunity for the Department.

Golfview Park Stormwater Improvements



Working collaboratively with our public partners, the District completed our agreed upon portion of the stormwater improvements that will benefit the surrounding watershed and Golfview Park. The District completed tree and stump removal within the limits of work this past winter. The City's contractor completed the stormwater conveyance improvements and restoration of the District's asphalt trail crossing in August. District staff and contractors utilized the spoils generated from the improvements on site to create more usable open space where there was once a significant side slope off the playground. The District contracted with one of its consultants on the management and reestablishment of a natural area in the stormwater swale adjacent to the trail. The natural area will be an ongoing restoration effort for several years to establish a manageable vegetative swale. The District desires a manageable (requiring regular mowing) vegetative swale allowing it to function as intended. But also, to provide aesthetic and functional properties for erosion control and sediment filtering during high water conditions.

Cowherd Playground Relocation to Falko's Park



Significant progress was made this Spring and Summer on the movement of the playground from Cowherd to Falko's. Unfortunately, delays in the manufacturing of the new swing structure and two slide components have been an issue. These items were ordered in March of 2021. The delivery date of the aforementioned items is September 20. Site restoration began the week of

September 6th and will continue with spoil removal until the Park is at permitted grade. Once the playground pieces arrive, we shall install concrete foundations for the swings and slides, final underdrains inside the playground and stone base. Weed mat and engineered playground mulch will be completed, leaving signage and final turf restoration prior to opening which is planned for early October.

Hurd's Island Playground Removal



Hurd's Island Playground was an underutilized playground prone to vandalism and was in failing condition because of the damage. Portions of the playground were no longer available due to the vendor no longer making the original plastic slide structure and associated transition platform. The decision was made to remove the playground and restore the site back to open space. Our Trades Division removed the playground foundations and concrete curbing and Central Maintenance restored the turf grass by way of seed and blanket.

VAC Planned Aquatic Shutdown



Annually the District closes aquatic facilities at the Vaughan Athletic Center to allow for preventative and planned maintenance of the aquatic facilities and their associated mechanical systems. General facility cleaning and improvements are also coordinated during that closure. This August the facility was closed for two weeks and planned maintenance was completed along with surface repairs to the Therapy Pool. The District had planned to resurface the Therapy Pool surface but failed to secure any bidders for the project after being publicly bid. Operations Department staff within the Trades Division worked to complete the patching work on the topical

concrete surface with a successful outcome. While this is not the planned long-term solution for this surface, it is able to provide a gap solution until a larger more desirable project can be designed incorporating either the Leisure Pool surface and/or pool deck tile to capture bidding interest.

Splash Country Water Park Winterization



The water park was winterized one week after closing in mid-August. Continued work on the interior slide tower structural steel repairs and repainting shall begin in late September. Annual displays remain at the outside of the facility to showcase the hard work of our Greenhouse staff in propagating a beautiful display.

Operations supporting IDNR and FVPD Fishing Derby Saturday July 10th – Jericho Lake Park



Storm Damage Cleanup and Response



Our Forestry Division has been diligent in addressing storm damage tree removals and trail clearance pruning associated with the storms. With nearly 50 miles of regional (many wooded) trails, the work provides unique challenges with respect to both access and constant use. These photos illustrate a trail user navigating over a downed tree while placing their bicycle under the tree to continue their evening ride. Time on scene for staff was 33 minutes at ~5:00PM on a Thursday evening. The location was 0.4 miles North of State St. on the Fox River Trail East. Staff engaged 14 trail users during the cleanup, aiding one couple in transferring their stroller *with child onboard* over the downed tree.

Park Vandalism and Illegal Dumping



Vandalism and illegal dumping are challenges for the Department and account for nearly one staff member in Operations per day. The photos illustrate a plastic trash receptacle melted after being set on fire, and a grocery cart filled with household trash left at a park site.

Unauthorized Use



Many District sites have ongoing challenges relative to unauthorized use. Operations works in coordination with the Fox Valley Park District Police and Public Safety Department in the restoration of these areas back to full use.



TO: Jim Pilmer, Executive Director

FROM: Jeff Palmquist, Director of Planning

DATE: September 13, 2021

RE: Planning Board Report for July and August 2021

2021 Capital Bill Projects Update: Two Fox Valley Park District projects identified in the 2021 Capital Bill are advancing through the DCEO funding and project release process. Upon the request of DCEO and after immediately submitting the required documentation and grant application forms some months ago, the District received on September 7 the executed grant agreement for the release of \$25,000 in DCEO funding for the fabrication and installation of regional trail signage. We can now begin the implementation of this project.

In August, DCEO notified the District of intent to provide the \$90,000 Capital Bill grant amount to the District for lake management. District staff immediately provided all required documentation that precedes the release of the grant agreement. The next step is for the District to receive the draft grant agreement and related budget documents to complete and return before a final executed agreement is then sent back to the District.

- On July 7, Ivan Chambers accompanied Lisa Santoria at the State Representative Hernandez-sponsored job fair that the Fox Valley Park District hosted at the Prisco Community Center.
- On July 7, Jeff Palmquist attended the job fair at the Prisco Community Center to welcome State Representative Hernandez.
- On July 7, Jeff Palmquist represented the District at the ribbon cutting ceremony celebrating the opening of the new School District #131 Administrative Center.
- On July 10, the Fox Valley Park District hosted the youth fishing derby at Jericho Lake Park. Ivan Chambers served as the District's primary coordinator of the event, which was co-sponsored by the IDNR. The primary target audience for the fishing derby was underserved youth from the District. The free family-friendly day featured prizes, raffles, free food and use of fishing equipment, and fishing lessons from skilled instructors.

Additionally, the Kane County Health Department offered Covid-19 vaccination shots (shots were given). Ivan also arranged for volunteers from the Marmion Bass Fishing Team to provide assistance to participants. A total of over 300 youth and their families attending the event.

- On July 10, Jeff Palmquist assisted Ivan Chambers at the free fishing derby at Jericho Lake Park.
- On July 13, Jeff Palmquist and Tim Wagner met with Nick Falkos at his home to discuss the Falkos family's past donation of property to the Park District, the construction of a park on the property via the relocation of the Cowherd Park playground equipment, and the District's naming of the property as Falkos Park.
- On June 9, Jeff Palmquist attended the meeting of the newly formed Sugar Grove Kiwanis Club meeting as the Fox Valley Park District representative.
- On July 13, Ivan Chambers attended the webinar, "Looking Back to Move Forward: Unpacking Our Own Racial Socialization." This webinar explored how adults play vital roles in shaping the way children learn about race, especially reflected in how adults were socialized around race as children.
- On July 16, Jeff Palmquist met with Wight and Company staff to review the draft Red Oak Nature Center/Lippold Park re-visioning study.
- On July 20, Ivan Chambers attended the Kane County Health Department Inclusion, Diversity and Equity meeting. Ivan used this opportunity to promote the District's scholarship program and upcoming FVPD events.
- On July 21, Jeff Palmquist represented the Park District at the bi-monthly meeting of the Sugar Grove Kiwanis Club.
- On July 21, Ivan Chambers, as chair, led the meeting of the Fox Valley Park District Diversity Committee.
- On July 21, Ivan Chambers via Zoom attended the City of Aurora Youth Initiative meeting. The focus of this meeting was to improve communication between Aurora area youth-serving organizations by sharing information on upcoming events, programs, and initiatives and identifying collaborative opportunities.
- On July 21, Ivan Chambers, as an appointed member, attended the City of Aurora Planning and Zoning Commission meeting.
- On July 27, Jeff Palmquist attended the Aquatics Board meeting.
- On July 27, Jeff Palmquist attended the walk-through/familiarization of the potential Fox Fitness River Street space with prospective contractors/bidders.
- On July 29, Jeff Palmquist attended the grand opening of the new Aurora office of Senator Linda Holmes.

- On August 2, Jeff Palmquist, together with Executive Director Pilmer and Directors Kramer and Ijams, joined Aurora Housing Authority Executive Director Ralph Jordan for a tour of AHA's old Emmanuel Lutheran Church auxiliary space.
- On August 2, Jeff Palmquist attended the meeting of the North Aurora Village Board Committee of the Whole to monitor the Village's approval of new zoning classification that would permit alcohol at events held at North Aurora Island Park, Red Oak Nature Center and Lippold Park.
- On August 3, Ivan Chambers attended the Roots 21 steering committee meeting. This annual event, coordinated by the Family Focus in conjunction with the City of Aurora, is a celebration of culture through music, dance, art, and children's activities. This event was held on Friday, September 3.
- On August 3, Jeff Palmquist attended the visit to the Red Oak Nature Center and Lippold Park by the Illinois Department of Natural Resources Conservation Foundation Director Steve Ettinger.
- On August 3, Ivan Chambers attended National Night Out at Butterfield Park and Washington Park. Ivan served as the District's coordinator of National Night Out activities at these two FVPD parks.
- On August 4, Ivan Chambers and Jeff Palmquist attended the Illinois Department of Natural Resources Conservation Foundation annual meeting and "Hunting Works for Illinois" program at the Max McGraw Wildlife Foundation.
- On August 11, Ivan Chambers attended the Companeros en Salud virtual meeting. Ivan provided information on upcoming FVPD events and programs (Amazing Race, Bug Fest, and BACC Pack, before and after school childcare).
- On August 12, Ivan Chambers attended the City of Aurora Planning and Zoning Commission meeting.
- On August 25, Jeff Palmquist and Executive Director Pilmer met with Cynthia Latimer from Aurora Actionaires regarding the placement of Little Libraries at strategic Fox Valley Park District sites.
- On August 25, Jeff Palmquist, Executive Director Pilmer and Director Kramer met with staff from the Dunham Fund at the Marie Wilkinson community garden site to examine the installation of the Dunham Fund sponsored "Playful Learning Landscape" and to discuss potential installations of such at FVPD parks.
- On August 31, Ivan Chambers attended the reception honoring Aurora Police Chief Keith Cross, Deputy Chief Matt Thomas, Deputy Mayor Guillermo Trujillo, and Commander Steve Stemmet.



TO: Jim Pilmer, Executive Director

FROM: David N. Summer, Chief of Police and Public Safety

DATE: September 13, 2021

RE: Police and Public Safety Board Report for July & August 2021

- Chief Summer and Deputy Chief Logan attended both the Kane County Chiefs of Police Association and the Kendall County Chiefs Association monthly meetings.
- Deputy Chief Logan continues to coordinate and monitor the use of resources for numerous large sporting events at Stuart's Sports Complex, as well as resources for our water parks.
- Chief Summer presided over the monthly FVPD Risk Management Committee meeting.
- Deputy Chief Logan presented A.L.I.C.E. training the Eola Community Center for FVPD staff. 34 staff members participated.
- Deputy Chief Logan continues to participate in the monthly Aurora Area School Safety Meeting.
- Deputy Chief Logan continues to participate in the monthly Aurora Frequent Users Services Engagement Initiative (**F.U.S.E.**) committee meeting.
- Deputy Chief Logan worked collaboratively with the Villages of Montgomery and North Aurora for local events.
- Deputy Chief Logan attended training presented by the Illinois Law Enforcement Training and Standards Board reference the SAFE-T Act and HB 3443 SA5 (trailer bill). He also completed National Incident Management (NIMS) ICS-100 training on-line.
- Chief Summer presided over the Illinois Law Enforcement Alarm System (ILEAS) Governing Board meeting in Urbana. He is currently serving as the President of the Governing Board for this statewide law enforcement mutual aid program.
- Deputy Chief Logan attended the 2021 Illinois Association of Chiefs of Police Conference in Tinley Park, IL.

7/1/2021	Facility Check	Prisco Community Center	7/6/2021	Park Check	Arrowwood Park
7/1/2021	Park Check	Greene Field Park	7/6/2021	Park Check	New Haven Park
7/1/2021	Park Check	New Haven Park	7/6/2021	Park Check	Greene Field Park
7/1/2021	Park Check	Hupp Skate Park	7/6/2021	Park Check	Blackhawk Park
7/1/2021	Facility Check	Orchard Valley Golf Course	7/6/2021	Facility Check	Phillips Park Aquatics
7/1/2021	Park Check	Canterbury Park	7/6/2021	Park Check	South Island
7/1/2021	Facility Check	Hankes Rd. Barn	7/6/2021	Park Check	South Broadway
7/1/2021	Facility Check	Blackberry Farm	7/6/2021	Facility Check	Cole Center
7/1/2021	Facility Check	Splash Country	7/6/2021	Park Check	Butterfield Park
7/1/2021	Park Check	Stuart Sport's Complex	7/6/2021	Facility Check	Boxing Club
7/1/2021	Facility Check	Eola Community Center	7/6/2021	Park Check	Copley 2
7/1/2021	Park Check	Austin Park	7/6/2021	Park Check	Martin Luther King Jr. Park
7/1/2021	Facility Check	Eola Community Center	7/6/2021	Facility Check	Phillips Park Aquatics
7/3/2021	Park Check	Stuart Sport's Complex	7/7/2021	Facility Check	Prisco Community Center
7/4/2021	Park Check	Stuart Sport's Complex	7/7/2021	Park Check	Greene Field Park
7/5/2021	Trail Check	Fox River Trail:East	7/7/2021	Park Check	Hupp Skate Park
7/5/2021	Park Check	North Aurora Island	7/7/2021	Facility Check	Orchard Valley Golf Course
7/5/2021	Park Check	Randall Park	7/7/2021	Park Check	Canterbury Park
7/5/2021	Facility Check	Vaughan Athletic Center	7/7/2021	Facility Check	Hankes Rd. Barn
7/5/2021	Park Check	Hupp Skate Park	7/7/2021	Facility Check	Blackberry Farm
7/5/2021	Park Check	Foxcroft Park	7/7/2021	Facility Check	Splash Country
7/5/2021	Facility Check	Splash Country	7/7/2021	Park Check	Stuart Sport's Complex
7/5/2021	Facility Check	Barnes Rd. Maint.	7/7/2021	Park Check	Jericho Lake Park
7/5/2021	Park Check	Stuart Sport's Complex	7/7/2021	Facility Check	Blackberry Farm
7/5/2021	Park Check	Martin Luther King Jr. Park	7/7/2021	Facility Check	Splash Country
7/5/2021	Park Check	Simmons Park	7/7/2021	Facility Check	Phillips Park Aquatics
7/5/2021	Park Check	New Haven Park	7/7/2021	Park Check	Spring Lake Park
7/5/2021	Trail Check	Gilman Trail	7/7/2021	Facility Check	Eola Community Center
7/5/2021	Park Check	Hurds Island	7/7/2021	Facility Check	Boxing Club
7/5/2021	Park Check	Lincoln Park	7/7/2021	Facility Check	Prisco Community Center
7/5/2021	Park Check	Copley 2	7/7/2021	Facility Check	Blackberry Farm
7/5/2021	Park Check	Weisner Park	7/7/2021	Facility Check	Splash Country
7/6/2021	Facility Check	Vaughan Athletic Center	7/7/2021	Facility Check	Phillips Park Aquatics
7/6/2021	Facility Check	Blackberry Farm	7/7/2021	Facility Check	Splash Country
7/6/2021	Facility Check	Splash Country	7/7/2021	Facility Check	Blackberry Farm
7/6/2021	Facility Check	Hankes Rd. Barn	7/8/2021	Park Check	Palace St. Park
7/6/2021	Park Check	Golden Oaks	7/8/2021	Park Check	Greene Field Park
7/8/2021	Park Check	New Haven Park			

7/8/2021	Park Check	Hupp Skate Park	7/11/2021	Facility Check	Prisco Community Center
7/8/2021	Facility Check	Orchard Valley Golf Course	7/11/2021	Park Check	Wilbur Walter Park
7/8/2021	Park Check	Canterbury Park	7/11/2021	Park Check	Greene Field Park
7/8/2021	Facility Check	Hankes Rd. Barn	7/11/2021	Park Check	New Haven Park
7/8/2021	Facility Check	Blackberry Farm	7/11/2021	Park Check	Hupp Skate Park
7/8/2021	Facility Check	Splash Country	7/11/2021	Facility Check	Orchard Valley Golf Course
7/8/2021	Park Check	Stuart Sport's Complex	7/11/2021	Park Check	Canterbury Park
7/8/2021	Facility Check	Blackberry Farm	7/11/2021	Facility Check	Hankes Rd. Barn
7/8/2021	Facility Check	Splash Country	7/11/2021	Facility Check	Blackberry Farm
7/8/2021	Facility Check	Vaughan Athletic Center	7/11/2021	Facility Check	Splash Country
7/8/2021	Facility Check	Cole Center	7/11/2021	Facility Check	Barnes Rd. Maint.
7/8/2021	Facility Check	Prisco Community Center	7/11/2021	Park Check	Jericho Lake Park
7/9/2021	Facility Check	Phillips Park Aquatics	7/11/2021	Park Check	Stuart Sport's Complex
7/9/2021	Park Check	South Island	7/11/2021	Park Check	Spring Lake Park
7/9/2021	Park Check	South Broadway	7/11/2021	Facility Check	Eola Community Center
7/9/2021	Park Check	Copley 1	7/11/2021	Park Check	Rios Park
7/9/2021	Trail Check	Gilman Trail	7/11/2021	Facility Check	Boxing Club
7/9/2021	Facility Check	Vaughan Athletic Center	7/11/2021	Facility Check	Phillips Park Aquatics
7/9/2021	Park Check	Golden Oaks	7/12/2021	Facility Check	Vaughan Athletic Center
7/9/2021	Park Check	Gregory Island	7/12/2021	Facility Check	Phillips Park Aquatics
7/9/2021	Facility Check	Boxing Club	7/12/2021	Facility Check	Vaughan Athletic Center
7/9/2021	Facility Check	Phillips Park Aquatics	7/12/2021	Facility Check	Blackberry Farm
7/9/2021	Facility Check	Splash Country	7/12/2021	Facility Check	Boxing Club
7/9/2021	Facility Check	Blackberry Farm	7/12/2021	Park Check	Montgomery Park
7/10/2021	Park Check	South Island	7/13/2021	Park Check	Randall Park
7/10/2021	Park Check	South Broadway	7/13/2021	Park Check	Arrowwood Park
7/10/2021	Park Check	Austin Park	7/13/2021	Park Check	North Aurora Island
7/10/2021	Facility Check	Phillips Park Aquatics	7/13/2021	Trail Check	Fox River Trail:East
7/10/2021	Park Check	Jericho Lake Park	7/13/2021	Facility Check	Phillips Park Aquatics
7/10/2021	Facility Check	Blackberry Farm	7/13/2021	Park Check	Lebanon Park
7/10/2021	Park Check	Randall Park	7/13/2021	Facility Check	Boxing Club
7/10/2021	Facility Check	Vaughan Athletic Center	7/13/2021	Park Check	Copley 2
7/10/2021	Park Check	Jericho Lake Park	7/13/2021	Facility Check	Vaughan Athletic Center
7/10/2021	Facility Check	Phillips Park Aquatics	7/13/2021	Facility Check	Hankes Rd. Barn
7/10/2021	Facility Check	Eola Community Center	7/13/2021	Facility Check	Splash Country
7/10/2021	Park Check	Martin Luther King Jr. Park	7/13/2021	Facility Check	Blackberry Farm

7/13/2021	Facility Check	Splash Country	7/15/2021	Park Check	Copley 2
7/13/2021	Facility Check	Blackberry Farm	7/15/2021	Park Check	South Broadway
7/13/2021	Park Check	Jericho Lake Park	7/15/2021	Facility Check	Vaughan Athletic Center
7/13/2021	Facility Check	Phillips Park Aquatics	7/15/2021	Park Check	Randall Park
7/13/2021	Facility Check	Phillips/Splash	7/15/2021	Park Check	Hupp Skate Park
7/14/2021	Park Check	Wilbur Walter Park	7/15/2021	Facility Check	Orchard Valley Golf Course
7/14/2021	Park Check	Greene Field Park	7/15/2021	Facility Check	Blackberry Farm
7/14/2021	Park Check	New Haven Park	7/16/2021	Trail Check	Fox River Trail:East
7/14/2021	Facility Check	Hankes Rd. Barn	7/16/2021	Park Check	North Aurora Island
7/14/2021	Facility Check	Blackberry Farm	7/16/2021	Facility Check	Blackberry Farm
7/14/2021	Facility Check	Splash Country	7/16/2021	Facility Check	Splash Country
7/14/2021	Park Check	Jericho Lake Park	7/16/2021	Facility Check	Barnes Rd. Maint.
7/14/2021	Facility Check	Phillips Park Aquatics	7/16/2021	Park Check	Stuart Sport's Complex
7/14/2021	Park Check	Hoescheit Park	7/16/2021	Park Check	Jericho Lake Park
7/14/2021	Park Check	Waubonsie Park	7/16/2021	Trail Check	Gilman Trail
7/14/2021	Park Check	Nature's Meadows	7/16/2021	Assist other agency	Non-Park Dist.
7/14/2021	Facility Check	Eola Community Center	7/16/2021	Trail Check	Fox River Trail:West
7/14/2021	Park Check	Spring Lake Park	7/16/2021	Park Check	Montgomery Park
7/14/2021	Park Check	Union Flagg Park	7/16/2021	Park Check	Blackhawk Park
7/14/2021	Facility Check	Boxing Club	7/16/2021	Park Check	Hurds Island
7/14/2021	Facility Check	Phillips/Splash	7/16/2021	Park Check	Copley 1
7/15/2021	Facility Check	Prisco Community Center	7/16/2021	Trail Check	Gilman Trail
7/15/2021	Park Check	Blackhawk Park	7/16/2021	Park Check	Stuart Sport's Complex
7/15/2021	Park Check	Randall Park	7/16/2021	Facility Check	Vaughan Athletic Center
7/15/2021	Park Check	New Haven Park	7/16/2021	Facility Check	Prisco Community Center
7/15/2021	Facility Check	Vaughan Athletic Center	7/16/2021	Facility Check	Prisco Community Center
7/15/2021	Park Check	Hupp Skate Park	7/17/2021	Park Check	Golden Oaks
7/15/2021	Park Check	Stuart Sport's Complex	7/17/2021	Park Check	Randall Park
7/15/2021	Park Check	Jericho Lake Park	7/17/2021	Facility Check	Vaughan Athletic Center
7/15/2021	Park Check	Huntington Chase	7/17/2021	Park Check	Arrowwood Park
7/15/2021	Park Check	South Island	7/17/2021	Park Check	New Haven Park
7/15/2021	Park Check	South Broadway	7/17/2021	Facility Check	Phillips Park Aquatics
7/15/2021	Facility Check	Phillips Park Aquatics	7/17/2021	Facility Check	Blackberry Farm
7/15/2021	Trail Check	Gilman Trail	7/17/2021	Park Check	Stuart Sport's Complex
7/15/2021	Park Check	Martin Luther King Jr. Park	7/17/2021	Facility Check	Prisco Community Center
7/15/2021	Park Check	Rural Park	7/18/2021	Park Check	Stuart Sport's Complex
7/15/2021	Facility Check	Splash Country	7/18/2021	Facility Check	Eola Community Center
7/15/2021	Trail Check	Gilman Trail	7/18/2021	Park Check	Copley 2

7/18/2021	Facility Check	Vaughan Athletic Center	7/21/2021	Facility Check	Prisco Community Center
7/18/2021	Facility Check	Prisco Community Center	7/21/2021	Park Check	Wilbur Walter Park
7/18/2021	Park Check	North Aurora Island	7/21/2021	Park Check	Greene Field Park
7/18/2021	Park Check	Stuart Sport's Complex	7/21/2021	Park Check	New Haven Park
7/18/2021	Facility Check	Prisco Community Center	7/21/2021	Park Check	Hupp Skate Park
7/18/2021	Facility Check	Phillips Park Aquatics	7/21/2021	Facility Check	Orchard Valley Golf Course
7/19/2021	Park Check	New Haven Park	7/21/2021	Park Check	Canterbury Park
7/19/2021	Park Check	Hupp Skate Park	7/21/2021	Facility Check	Hankes Rd. Barn
7/19/2021	Facility Check	Vaughan Athletic Center	7/21/2021	Park Check	Verona Ridge Park
7/19/2021	Park Check	Randall Park	7/21/2021	Park Check	Stuart Sport's Complex
7/19/2021	Trail Check	Gilman Trail	7/21/2021	Park Check	Jericho Lake Park
7/19/2021	Facility Check	Phillips Park Aquatics	7/21/2021	Park Check	Spring Lake Park
7/19/2021	Park Check	Martin Luther King Jr. Park	7/21/2021	Facility Check	Splash Country
7/19/2021	Park Check	Rollins Park	7/21/2021	Facility Check	Blackberry Farm
7/19/2021	Park Check	Simmons Park	7/21/2021	Facility Check	Barnes Rd. Maint.
7/19/2021	Park Check	Cowherd Park	7/21/2021	Park Check	Lebanon Park
7/19/2021	Park Check	Copley 2	7/21/2021	Facility Check	Blackberry Farm
7/19/2021	Park Check	Bluff St. Park	7/22/2021	Park Check	New Haven Park
7/19/2021	Trail Check	Fox River Trail:West	7/22/2021	Park Check	Hupp Skate Park
7/19/2021	Park Check	Hurds Island	7/22/2021	Facility Check	Vaughan Athletic Center
7/19/2021	Park Check	Copley 1	7/22/2021	Park Check	Stuart Sport's Complex
7/19/2021	Park Check	Montgomery Park	7/22/2021	Park Check	Jericho Lake Park
7/19/2021	Park Check	Copley 2	7/22/2021	Trail Check	Fox River Trail:West
7/19/2021	Facility Check	Boxing Club	7/22/2021	Park Check	620 River St.
7/19/2021	Park Check	Lincoln Park	7/22/2021	Trail Check	Gilman Trail
7/20/2021	Facility Check	Eola Community Center	7/22/2021	Park Check	Hurds Island
7/20/2021	Facility Check	Hankes Rd. Barn	7/22/2021	Park Check	Martin Luther King Jr. Park
7/20/2021	Facility Check	Vaughan Athletic Center	7/22/2021	Park Check	Montgomery Park
7/20/2021	Park Check	Spring Lake Park	7/22/2021	Trail Check	Gilman Trail
7/20/2021	Park Check	Waubonsie Park	7/22/2021	Facility Check	Phillips Park Aquatics
7/20/2021	Park Check	Stuart Sport's Complex	7/22/2021	Facility Check	Blackberry Farm
7/20/2021	Park Check	North Aurora Island	7/22/2021	Facility Check	Blackberry Farm
7/20/2021	Park Check	Pine Knoll Park	7/23/2021	Trail Check	Gilman Trail
7/20/2021	Facility Check	Prisco Community Center	7/23/2021	Park Check	Copley 1
7/20/2021	Park Check	Copley 2	7/23/2021	Park Check	Blackhawk Park
7/20/2021	Park Check	Lincoln Park	7/23/2021	Park Check	Phillips Park Aquatics
7/20/2021	Park Check	Lippold Park	7/23/2021	Trail Check	Fox River Trail:West
7/20/2021	Facility Check	Phillips/Splash	7/23/2021	Park Check	Stuart Sport's Complex

7/23/2021	Park Check	Stuart Sport's Complex	7/27/2021	Park Check	Randall Park
7/23/2021	Facility Check	Phillips Park Aquatics	7/27/2021	Facility Check	Vaughan Athletic Center
7/24/2021	Facility Check	Eola Community Center	7/27/2021	Facility Check	Prisco Community Center
7/24/2021	Park Check	Stuart Sport's Complex	7/27/2021	Park Check	Simmons Park
7/24/2021	Facility Check	Vaughan Athletic Center	7/27/2021	Park Check	Rollins Park
7/24/2021	Park Check	Blackhawk Park	7/27/2021	Park Check	Martin Luther King Jr. Park
7/24/2021	Park Check	Hometown Park	7/27/2021	Park Check	Stuart Sport's Complex
7/24/2021	Park Check	Stuart Sport's Complex	7/27/2021	Park Check	Jericho Lake Park
7/24/2021	Facility Check	Phillips Park Aquatics	7/27/2021	Park Check	Greene Field Park
7/25/2021	Park Check	Stuart Sport's Complex	7/27/2021	Park Check	Randall Park
7/26/2021	Park Check	New Haven Park	7/27/2021	Park Check	Hupp Skate Park
7/26/2021	Facility Check	Vaughan Athletic Center	7/27/2021	Park Check	Randall Park
7/26/2021	Facility Check	Splash Country	7/27/2021	Facility Check	Vaughan Athletic Center
7/26/2021	Park Check	Randall Park	7/27/2021	Facility Check	Phillips/Splash
7/26/2021	Park Check	Hupp Skate Park	7/28/2021	Facility Check	Prisco Community Center
7/26/2021	Facility Check	Orchard Valley Golf Course	7/28/2021	Park Check	Wilbur Walter Park
7/26/2021	Facility Check	Blackberry Farm	7/28/2021	Park Check	New Haven Park
7/26/2021	Facility Check	Barnes Rd. Maint.	7/28/2021	Park Check	Greene Field Park
7/26/2021	Park Check	Martin Luther King Jr. Park	7/28/2021	Park Check	Hupp Skate Park
7/26/2021	Park Check	Oakhurst Wetlands	7/28/2021	Facility Check	Orchard Valley Golf Course
7/26/2021	Park Check	Waubonsie Park	7/28/2021	Park Check	Canterbury Park
7/26/2021	Facility Check	Eola Community Center	7/28/2021	Facility Check	Hankes Rd. Barn
7/26/2021	Trail Check	Gilman Trail	7/28/2021	Facility Check	Blackberry Farm
7/26/2021	Park Check	Hurds Island	7/28/2021	Facility Check	Splash Country
7/26/2021	Park Check	Titsworth	7/28/2021	Park Check	Stuart Sport's Complex
7/26/2021	Park Check	Bluff St. Park	7/28/2021	Park Check	Jericho Lake Park
7/26/2021	Park Check	Fox Croft Park	7/28/2021	Park Check	Frontenac Park
7/26/2021	Park Check	Greene Field Park	7/28/2021	Park Check	Spring Lake Park
7/26/2021	Assist other agency	Hesed House	7/28/2021	Facility Check	Eola Community Center
7/26/2021	Trail Check	Fox River Trail:West	7/28/2021	Park Check	Station Blvd Park
7/26/2021	Facility Check	Prisco Community Center	7/28/2021	Facility Check	Copley 2/Boxing
7/26/2021	Trail Check	Gilman Trail	7/28/2021	Park Check	Waubonsie Park
7/26/2021	Park Check	Hurds Island	7/28/2021	Facility Check	Phillips/Splash
7/26/2021	Park Check	Bluff St. Park	7/29/2021	Park Check	New Haven Park
7/27/2021	Park Check	New Haven Park	7/29/2021	Park Check	Hupp Skate Park
7/27/2021	Park Check	Blackhawk Park	7/29/2021	Park Check	Blackhawk Park
7/27/2021	Park Check	Hupp Skate Park	7/29/2021	Facility Check	Vaughan Athletic Center
7/27/2021	Park Check	Wilbur Walter Park	7/29/2021	Park Check	Randall Park

7/29/2021	Trail Check	Gilman Trail	8/1/2021	Facility Check	Philips Park Aquatics
7/29/2021	Facility Check	Phillips Park Aquatics	8/2/2021	Park Check	South Island Park
7/29/2021	Park Check	Greene Field Park	8/2/2021	Park Check	S Broadway Island
7/29/2021	Park Check	Hupp Skate Park	8/2/2021	Facility Check	Phillips Park Aquatics
7/29/2021	Park Check	New Haven Park	8/2/2021	Facility Check	Eola Community Center
7/29/2021	Park Check	Stuart Sport's Complex	8/2/2021	Park Check	Martin Luther King Jr. Park
7/29/2021	Park Check	Jericho Lake Park	8/2/2021	Park Check	Copley 2
7/29/2021	Trail Check	Gilman Trail	8/2/2021	Facility Check	Boxing Club
7/29/2021	Facility Check	Barnes Rd. Maint.	8/2/2021	Park Check	Golden Oaks Park
7/30/2021	Trail Check	Fox River Trl	8/2/2021	Facility Check	Vaughan Athletic Center
7/30/2021	Park Check	Hupp Skate Park	8/2/2021	Trail Check	Gilman Trail
7/30/2021	Facility Check	Vaughan Athletic Center	8/2/2021	Park Check	Montgomery Park
7/30/2021	Park Check	Randall Park	8/2/2021	Facility Check	Phillips Park Aquatics
7/30/2021	Park Check	North Aurora Island	8/2/2021	Park Check	Lebanon Park
7/30/2021	Park Check	Greene Field Park	8/2/2021	Park Check	Blackhawk Park
7/30/2021	Facility Check	Vaughan Athletic Center	8/2/2021	Park Check	Greene Field Park
7/30/2021	Park Check	Washington Park	8/2/2021	Park Check	New Haven Park
7/30/2021	Park Check	Randall Park	8/2/2021	Facility Check	Phillips Park Aquatics
7/30/2021	Facility Check	Phillips Park Aquatics	8/3/2021	Facility Check	Phillips Park Aquatics
7/30/2021	Park Check	Martin Luther King Jr. Park	8/3/2021	Park Check	Hurd's Island
7/30/2021	Park Check	Rollins Park	8/3/2021	Facility Check	Eola Community Center
7/30/2021	Park Check	Simmons Park	8/3/2021	Park Check	Wheatland's Park
7/30/2021	Park Check	Greene Field Park	8/3/2021	Park Check	Barrington Park
7/30/2021	Facility Check	Barnes Rd. Maint.	8/3/2021	Facility Check	Phillips Park Aquatics
7/30/2021	Trail Check	Gilman Trail	8/3/2021	Park Check	Pine Knoll Park
7/30/2021	Park Check	New Haven Park	8/3/2021	Park Check	Butterfield Park
7/30/2021	Facility Check	Prisco Community Center	8/3/2021	Park Check	Washington Park
7/31/2021	Park Check	Stuart Sport's Complex	8/3/2021	Facility Check	Phillips Park Aquatics
7/31/2021	Park Check	Jericho Lake Park	8/4/2021	Facility Check	Prisco Community Center
7/31/2021	Park Check	North Aurora Island	8/4/2021	Park Check	Wilbert Walter Park
7/31/2021	Assist other agency	Oakhurst Forest Preserve	8/4/2021	Park Check	Greene Field Park
7/31/2021	Facility Check	Vaughan Athletic Center	8/4/2021	Park Check	New Haven Park
7/31/2021	Facility Check	Boxing Club	8/4/2021	Facility Check	Orchard Valley Golf Course
7/31/2021	Park Check	Copley 2	8/4/2021	Facility Check	Hankes Rd Barn
8/1/2021	Park Check	Stuart Sports Complex	8/4/2021	Park Check	Stuart Sports Complex
8/1/2021	Park Check	Stuart Sports Complex	8/4/2021	Park Check	Hurd's Island
8/1/2021	Facility Check	Splash Country Waterpark	8/4/2021	Park Check	Lebanon Park
8/1/2021	Park Check	Stuart Sports Complex	8/4/2021	Facility Check	Eola Community Center

8/4/2021	Park Check	Spring Lake Park	8/7/2021	Facility Check	Boxing Club
8/4/2021	Facility Check	Phillips Park Aquatics	8/7/2021	Park Check	Blackhawk Park
8/5/2021	Park Check	Golden Oaks Park	8/7/2021	Park Check	Cool Acres
8/5/2021	Park Check	Blackhawk Park	8/7/2021	Facility Check	Splash Country Waterpark
8/5/2021	Park Check	Martin Luther King Jr. Park	8/7/2021	Facility Check	Phillips Park Aquatics
8/5/2021	Park Check	Oakhurst Forest Pres.	8/8/2021	Facility Check	Red Oak Nature Center
8/5/2021	Facility Check	Phillips Park Aquatics	8/8/2021	Park Check	Sherwood Park
8/5/2021	Park Check	Butterfield Park	8/8/2021	Park Check	New Haven Park
8/5/2021	Facility Check	Eola Community Center	8/8/2021	Park Check	Hupp Skate Park
8/5/2021	Park Check	Hoescheit Park	8/8/2021	Facility Check	Orchard Valley Golf Course
8/5/2021	Facility Check	Vaughan Athletic Center	8/8/2021	Park Check	Canterbury Park
8/5/2021	Facility Check	Hankes Rd Barn	8/8/2021	Facility Check	Hankes Rd Barn
8/5/2021	Facility Check	Blackberry Farm	8/8/2021	Facility Check	Blackberry Farm
8/5/2021	Park Check	Jericho Rd. Park	8/8/2021	Facility Check	Splash Country Waterpark
8/5/2021	Facility Check	Boxing Club	8/8/2021	Facility Check	Barnes Rd. Maint.
8/5/2021	Facility Check	Phillips Park Aquatics	8/8/2021	Park Check	Stuart Sports Complex
8/6/2021	Facility Check	Eola Community Center	8/8/2021	Park Check	Jericho Rd. Park
8/6/2021	Park Check	Spring Lake Park	8/8/2021	Facility Check	Eola Community Center
8/6/2021	Facility Check	Prisco Community Center	8/8/2021	Park Check	Spring Lake Park
8/6/2021	Facility Check	Vaughan Athletic Center	8/8/2021	Park Check	Simmons Park
8/6/2021	Park Check	Stuart Sports Complex	8/8/2021	Facility Check	Phillips Park Aquatics
8/6/2021	Trail Check	Gilman Trail	8/9/2021	Facility Check	Boxing Club
8/6/2021	Facility Check	Barnes Rd. Maint.	8/9/2021	Park Check	Copley 2
8/6/2021	Park Check	Lincoln Park	8/9/2021	Park Check	Pigeon Hill Park
8/6/2021	Park Check	North Aurora Park	8/9/2021	Park Check	Gregory Island Park
8/6/2021	Park Check	Waubonsie Park	8/9/2021	Facility Check	Cole Center
8/6/2021	Assist other agency	Non-Park District	8/9/2021	Assist other agency	Non-Park District
8/6/2021	Facility Check	Phillips Park Aquatics	8/9/2021	Park Check	Pine Knoll Park
8/7/2021	Facility Check	Prisco Community Center	8/9/2021	Facility Check	Phillips Park Aquatics
8/7/2021	Park Check	South Broadway	8/10/2021	Facility Check	Phillips Park Aquatics
8/7/2021	Park Check	South Island Park	8/11/2021	Facility Check	Prisco Community Center
8/7/2021	Park Check	Austin Park	8/11/2021	Park Check	Greene Field Park
8/7/2021	Trail Check	Gilman Trail	8/11/2021	Park Check	New Haven Park
8/7/2021	Park Check	Blackhawk Park	8/11/2021	Park Check	Hupp Skate Park
8/7/2021	Park Check	Greene Field Park	8/11/2021	Facility Check	Orchard Valley Golf Course
8/7/2021	Park Check	New Haven Park	8/11/2021	Facility Check	Hankes Rd Barn
8/7/2021	Facility Check	Phillips Park Aquatics	8/11/2021	Park Check	Jericho Rd. Park
8/7/2021	Park Check	Martin Luther King Jr. Park	8/11/2021	Park Check	Stuart Sports Complex

8/11/2021	Park Check	Hoescheit Park	8/17/2021	Park Check	South Island Park
8/11/2021	Park Check	Waubonsie Park	8/17/2021	Park Check	Austin Park
8/11/2021	Park Check	Hurd's Island	8/17/2021	Trail Check	Gilman Trail
8/11/2021	Facility Check	Phillips Park Aquatics	8/17/2021	Assist other agency	Fox River
8/12/2021	Facility Check	Phillips Park Aquatics	8/17/2021	Park Check	Martin Luther King Jr. Park
8/12/2021	Facility Check	Boxing Club	8/17/2021	Facility Check	Eola Community Center
8/12/2021	Park Check	Copley 2	8/17/2021	Facility Check	Boxing Club
8/12/2021	Park Check	Blackhawk Park	8/17/2021	Park Check	Copley 2
8/12/2021	Facility Check	Vaughan Athletic Center	8/17/2021	Park Check	Union/Flag Park
8/12/2021	Park Check	North Aurora Park	8/17/2021	Park Check	Pine Knoll Park
8/12/2021	Park Check	Golden Oaks Park	8/17/2021	Park Check	Jericho Rd. Park
8/12/2021	Park Check	Arrowwood Park	8/17/2021	Facility Check	Vaughan Athletic Center
8/12/2021	Park Check	Lincoln Park	8/17/2021	Facility Check	Hankes Rd Barn
8/12/2021	Facility Check	Phillips Park Aquatics	8/17/2021	Park Check	O'Donnell Park
8/12/2021	Park Check	Waubonsie Park	8/17/2021	Park Check	Cowherd Park
8/12/2021	Facility Check	Eola Community Center	8/17/2021	Park Check	Lebanon Park
8/12/2021	Park Check	Jericho Rd. Park	8/18/2021	Park Check	North Aurora Park
8/12/2021	Park Check	Indian Creek Park	8/18/2021	Facility Check	Vaughan Athletic Center
8/12/2021	Facility Check	Phillips Park Aquatics	8/18/2021	Facility Check	Boxing Club
8/12/2021	Facility Check	Phillips Park Aquatics	8/18/2021	Facility Check	Blackberry Farm
8/13/2021	Park Check	Copley 1	8/18/2021	Facility Check	Blackberry Farm
8/13/2021	Park Check	Arrowwood Park	8/19/2021	Park Check	Lebanon Park
8/13/2021	Park Check	New Haven Park	8/19/2021	Park Check	South Island Park
8/13/2021	Park Check	Greene Field Park	8/19/2021	Park Check	South Broadway
8/13/2021	Park Check	Wilbert Walter Park	8/19/2021	Park Check	Copley 1
8/13/2021	Park Check	Montgomery Park	8/19/2021	Park Check	Blackhawk Park
8/13/2021	Facility Check	Phillips Park Aquatics	8/19/2021	Park Check	Greene Field Park
8/13/2021	Facility Check	Boxing Club	8/19/2021	Park Check	Arrowwood Park
8/13/2021	Park Check	Copley 2	8/19/2021	Park Check	Remington Landing Park
8/13/2021	Park Check	Gregory Island Park	8/19/2021	Facility Check	Vaughan Athletic Center
8/13/2021	Facility Check	Vaughan Athletic Center	8/19/2021	Facility Check	Boxing Club
8/13/2021	Facility Check	Phillips Park Aquatics	8/19/2021	Park Check	Copley 2
8/13/2021	Park Check	Jericho Rd. Park	8/19/2021	Park Check	Martin Luther King Jr. Park
8/13/2021	Park Check	Stuart Sports Complex	8/19/2021	Facility Check	Eola Community Center
8/14/2021	Park Check	Stuart Sports Complex	8/19/2021	Park Check	Indian Creek Park
8/15/2021	Park Check	Stuart Sports Complex	8/19/2021	Park Check	Butterfield Park
8/15/2021	Facility Check	Phillips Park Aquatics	8/19/2021	Park Check	New Haven Park
8/17/2021	Park Check	South Broadway	8/19/2021	Park Check	Jericho Rd. Park

8/20/2021	Facility Check	Boxing Club	8/26/2021	Facility Check	Orchard Valley Golf Course
8/20/2021	Park Check	Copley 2	8/26/2021	Park Check	Canterbury Park
8/20/2021	Park Check	Wheatlands	8/26/2021	Facility Check	Hankes Rd Barn
8/20/2021	Park Check	Barrington Park	8/26/2021	Facility Check	Blackberry Farm
8/20/2021	Facility Check	Eola Community Center	8/26/2021	Facility Check	Splash Country Waterpark
8/20/2021	Park Check	Waubonsie Park	8/26/2021	Park Check	Stuart Sports Complex
8/20/2021	Facility Check	Vaughan Athletic Center	8/26/2021	Park Check	Jericho Rd. Park
8/20/2021	Facility Check	Hankes Rd Barn	8/28/2021	Park Check	Stuart Sports Complex
8/20/2021	Facility Check	Blackberry Farm	8/28/2021	Park Check	Stuart Sports Complex
8/20/2021	Park Check	Jericho Rd. Park	8/28/2021	Facility Check	Phillips Park Aquatics
8/20/2021	Park Check	Copley 1	8/29/2021	Facility Check	Eola Community Center
8/20/2021	Park Check	South Island Park	8/29/2021	Park Check	Stuart Sports Complex
8/20/2021	Park Check	South Broadway	8/29/2021	Facility Check	Vaughan Athletic Center
8/20/2021	Park Check	Austin Park	8/29/2021	Park Check	Copley 1
8/20/2021	Park Check	Pigeon Hill Park	8/29/2021	Park Check	Wheatland Park
8/20/2021	Park Check	Martin Luther King Jr. Park	8/29/2021	Park Check	Hometown Park
8/20/2021	Park Check	Moecherville Park	8/29/2021	Park Check	Copley 2
8/20/2021	Park Check	Union/Flag Park	8/29/2021	Assist other agency	Non-Park District
8/21/2021	Facility Check	Red Oak Nature Center	8/29/2021	Facility Check	Prisco Community Center
8/21/2021	Facility Check	Red Oak Nature Center	8/29/2021	Park Check	Randall Park
8/22/2021	Facility Check	Phillips Park Aquatics	8/29/2021	Park Check	McCullough Park
8/25/2021	Facility Check	Prisco Community Center	8/29/2021	Park Check	Stuart Sports Complex
8/25/2021	Park Check	Greene Field Park	8/29/2021	Park Check	Stuart Sports Complex
8/25/2021	Park Check	New Haven Park	8/29/2021	Facility Check	Phillips Park Aquatics
8/25/2021	Park Check	Hupp Skate Park	8/29/2021	Facility Check	Prisco Community Center
8/25/2021	Facility Check	Orchard Valley Golf Course			
8/25/2021	Park Check	Canterbury Park			
8/25/2021	Facility Check	Hankes Rd Barn			
8/25/2021	Facility Check	Blackberry Farm			
8/25/2021	Facility Check	Splash Country Waterpark			
8/25/2021	Park Check	Jericho Rd. Park			
8/25/2021	Park Check	Stuart Sports Complex			
8/25/2021	Facility Check	Eola Community Center			
8/25/2021	Park Check	Ashton Point			
8/26/2021	Facility Check	Prisco Community Center			
8/26/2021	Park Check	Greene Field Park			
8/26/2021	Park Check	New Haven Park			
8/26/2021	Park Check	Hupp Skate Park			



TO: Jim Pilmer, Executive Director

FROM: Jaime Ijams, Director of Recreation

DATE: September 13, 2021

RE: Recreation Board Report for July & August 2021

The charts below indicate the number of active fitness members reported on the 15th of each month and total month-end revenue received compared to the previous month/year, listed by Fox Fitness location, representing activity March through July. 2020 revenues marked with an asterisk (*) indicate total revenue minus commission payouts for the month.

Fitness Membership Analysis (March – July)

Prisco – 2020	March	April	May	June	July
Members	803	735	725	708	733
Revenue	*\$13,913	\$1,665	\$1,259	\$588	\$325
Prisco – 2021	March	April	May	June	July
Members	704	688	646	659	670
Revenue	\$11,101	\$10,595	\$11,409	\$12,094	\$12,626

Eola – 2020	March	April	May	June	July
Members	2,033	1,990	1,972	1,961	1,930
Revenue	*\$1,347	\$4,038	\$4,111	\$2,971	\$2,435
Eola – 2021	March	April	May	June	July
Members	1,876	1,464	1,270	1,237	1,251
Revenue	\$35,300	\$24,657	\$28,278	\$27,681	\$29,851

Vaughan –2020	March	April	May	June	July
Members	6,897	6,562	6,503	6,400	6,342
Revenue	*\$177,869	\$9,903	\$9,359	\$7,972	\$5,243
Vaughan- 2021	March	April	May	June	July
Members	5,362	4,700	4,378	4,376	4,487
Revenue	\$114,770	\$96,001	\$100,775	\$111,450	\$112,378

Copley - 2021	Closed	April	May	June	July
Members		0	63	104	134
Revenue		\$24	\$662	\$1,029	\$1,368

Monthly Scan Reports: April through August - Location Updates

Prisco Community Center – Monthly Scan Report					
Membership Visits	April	May	June	July	August
Fox Fitness	3,760	3,594	3,603	3,681	3,676
Silver Sneakers	170	181	240	216	227
Open Gym	0	0	0	71	49

Eola Community Center – Monthly Scan Report					
Membership Visits	April	May	June	July	August
Fox Fitness	4,901	5,592	6,190	6,088	5,732
Open Gym	24	67	150	281	335
Childcare	8	2	9	89	28

Vaughan Athletic Center – Monthly Scan Report					
Membership Visits	April	May	June	July	August
Fox Fitness	18,310*	18,838*	20,330*	17,984*	16,388
Indoor Aquatics	2,162	2,239	1,813	1,713	676
Tennis	706	456	44	25	46
Childcare	14	16	200	298	197
Open Gym	*combined in fitness #'s				602

Copley Boxing & Training Center – Monthly Scan Report					
Membership Visits	April	May	June	July	August
Fox Fitness	167	397	355	411	438

August – Year to Date Updates

Creative Play & Nature Play Preschool – August		
Preschool Location	2020/2021	2021/22 <i>(preschool registration for upcoming year)</i>
Eola and Virtual Learning	117	165 all in person at Eola
Prisco	0	9
Red Oak	20	36
Blackberry Farm	31	57
Vaughan	0	30
Total	168	297

Blackberry Farm Season Passes - August		
Season Pass Type	2019 YTD*	2021 YTD
Family	2,229	3,155
Individual	310	231
Total	2,539	3,386

*Comparing 2021 to 2019 due to the COVID-19 related closure of Blackberry Farm in 2020.

Red Oak Nature Center – July/August			
Reasons for Monthly Visits	July/Aug 2019	July/Aug 2020*	July/Aug 2021
Walk-in Attendance (approx.)	4,709	0	3,133
Outreach Programming**	1,495	175	1,078
Brochure Programming Participants	110	49	189
Rental participants	125	0	350
On-site visits	55	0	250
School group Participants	0	0	0

*Covid facility closures during 2020

**Including BugFest and Rusty rodeo participants

Splash Country Water Park & Phillips Park Family Aquatic Center (as of August 30)		
Outdoor Aquatics	2019	2021
# of Paid Daily Admission	51,961	31,617
Daily Admission Revenue	\$441,834	\$383,083

Outdoor Aquatic Memberships	2019	2021
Members	1,114	773
Revenue	\$179,455	\$139,914

July 2021

New Leads

Phone-in	14
Walk In	45
Internet	6
Guest Visit	1
Corporate	2
Total	68

People

07/01/2021 - 07/31/2021 ▼

Enquiries	68
Tours	64
Sales	62

Activity

07/01/2021 - 07/31/2021 ▼

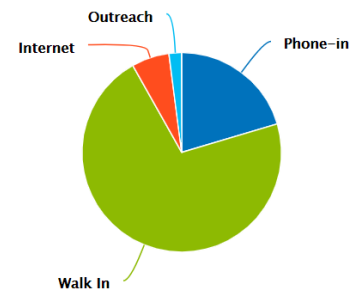
Attempted Calls	29
Spoke to	29
SMS	7
Emails	0
Total Appointments Booked	18

Monthly Sales: 62

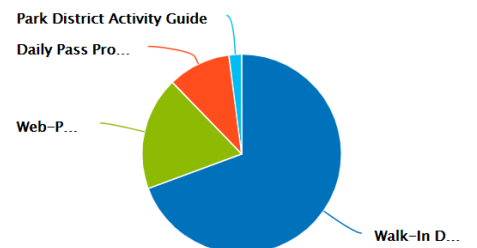
July 2021 < >



Leads by Contact Method



Leads by Marketing Source



July 2021

New Leads

Referral	5
Phone-in	2
Walk In	20
Internet	3
Corporate	9
Ex Member	5
Renewal	2
Total	46

People

07/01/2021 - 07/31/2021

Enquiries	46
Tours	47
Sales	47

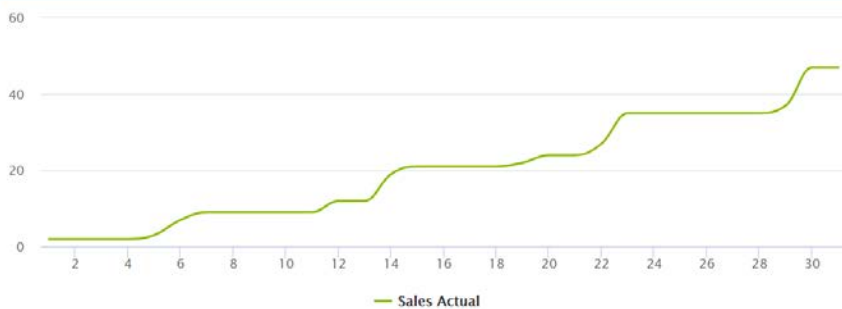
Activity

07/01/2021 - 07/31/2021

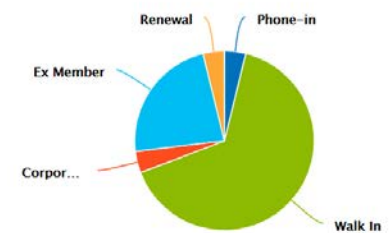
Attempted Calls	0
Spoke to	0
SMS	5
Emails	0
Total Appointments Booked	27

Monthly Sales: 47

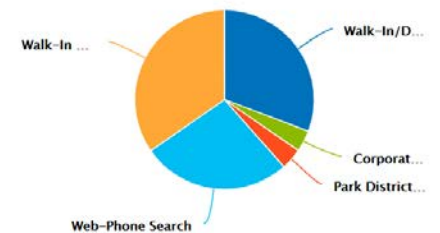
July 2021 < >



Leads by Contact Method



Leads by Marketing Source



July 2021

New Leads

Referral	13
Phone-in	30
Walk In	97
Internet	5
Guest Visit	10
Outreach	2
Corporate	27
Ex Member	40
Renewal	4
Total	228

People

07/01/2021 - 07/31/2021 ▼

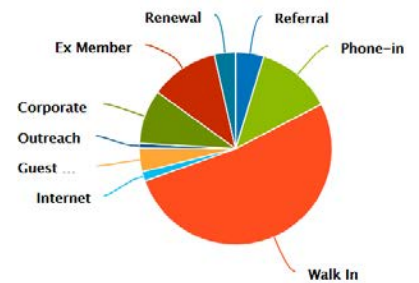
Enquiries	228
Tours	232
Sales	215

Activity

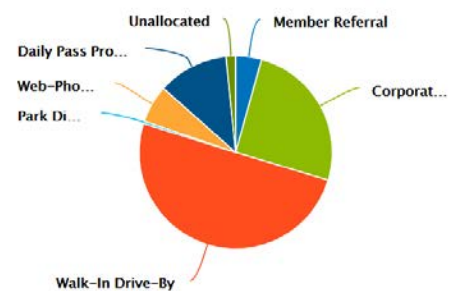
07/01/2021 - 07/31/2021 ▼

Attempted Calls	120
Spoke to	28
SMS	26
Emails	0
Total Appointments Booked	139

Leads by Contact Method

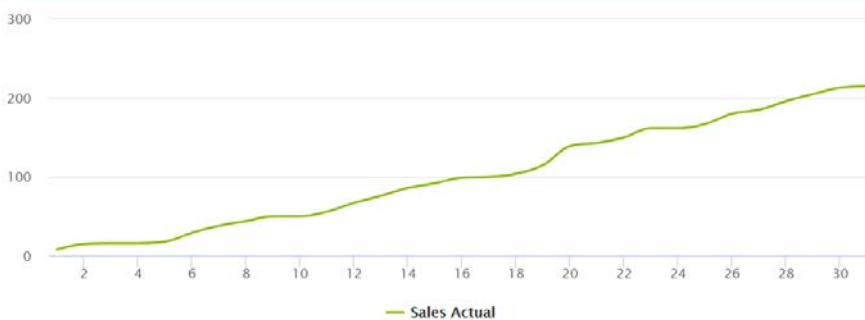


Leads by Marketing Source



Monthly Sales: 215

July 2021 < >



August 2021

New Leads

Phone-in	5
Walk In	22
Internet	2
Total	29

Monthly Sales: 31

August 2021 < >



People

08/01/2021 - 08/31/2021 ▼

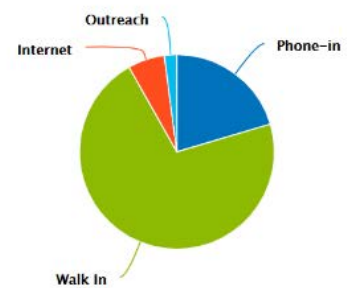
Enquiries	29
Tours	33
Sales	31

Activity

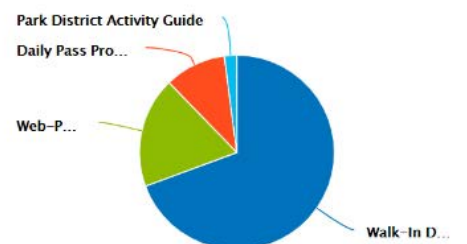
08/01/2021 - 08/31/2021 ▼

Attempted Calls	15
Spoke to	15
SMS	13
Emails	0
Total Appointments Booked	12

Leads by Contact Method



Leads by Marketing Source



August 2021

New Leads

Walk In	16
Corporate	1
Ex Member	5
Renewal	1
Total	23

People

08/01/2021 - 08/31/2021 ▼

Enquiries	23
Tours	24
Sales	24

Activity

08/01/2021 - 08/31/2021 ▼

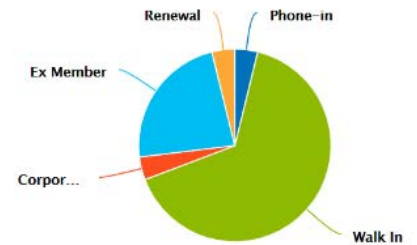
Attempted Calls	0
Spoke to	0
SMS	1
Emails	0
Total Appointments Booked	8

Monthly Sales: 24

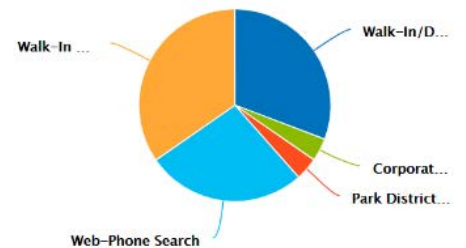
August 2021 < >



Leads by Contact Method



Leads by Marketing Source



August 2021

New Leads

Referral	8
Phone-in	32
Walk In	133
Internet	4
Guest Visit	7
Corporate	22
Ex Member	23
Renewal	9
Total	238

People

08/01/2021 - 08/31/2021 ▼

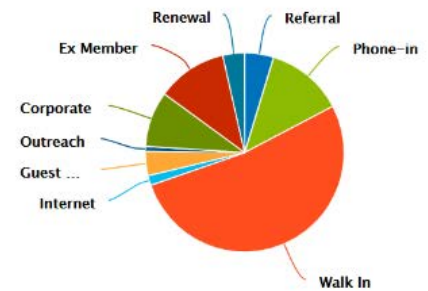
Enquiries	238
Tours	243
Sales	192

Activity

08/01/2021 - 08/31/2021 ▼

Attempted Calls	127
Spoke to	34
SMS	71
Emails	1
Total Appointments Booked	115

Leads by Contact Method

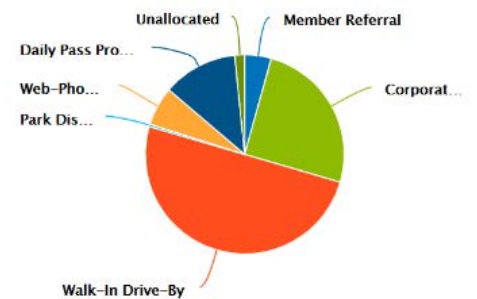


Monthly Sales: 192

August 2021 < >



Leads by Marketing Source



Recreation Department Board Briefs:

Fox Fitness – Eola / Prisco / Vaughan

Group Exercise

Fox Fitness had 2,903 participants between the three locations in July which was 230 more participants than June 2021. Classes averaged 11 participants each which is the highest since before the pandemic shutdown. In August, Fox Fitness was down a little with 2,693 participants which is a result of the normal back to school changes in parent's schedules.

Personal Training

Fox Fitness performed 340 personal training sessions in July which is 31 more sessions than June 2021 and 313 personal training sessions in August.

Membership / GymSales – Capture and Convert Leads

During the month of July, Fox Fitness had a total of 342 leads and 324 sales for a 95% conversion rate to memberships sold. The sales team provided 343 tours (average 11 tours/day) between the three Fox Fitness locations and scheduled 184 appointments. The most common marketing source to drive leads were walk-ins. Fox Fitness sold 62 Student Passes in July between the three locations. These memberships are either one-month or four-month and were offered due to more students being home from college this year compared to other years.

In the month of July, all Membership Representatives sales targets were exceeded at each Fox Fitness location. Goals for August were lowered by 5% due to the slower summer month.

During the month of August, Fox Fitness had a total of 290 leads and 247 sales for an 85% conversion rate to memberships sold. The sales team provided 300 tours (average 9.7 tours/day) between the three Fox Fitness locations and scheduled 135 appointments. The most common marketing source to drive leads were walk-ins. Fox Fitness sold 29 Student Passes in August between the three locations. These memberships are either one-month or four-month and were offered due to more students being home from college this year compared to other years. Even though the number of passes sold dropped, due to kids returning to high school and college, we will be offering the student passes as some students are still displaced due to Covid restrictions.

In the month of August, all Membership Representatives sales targets were exceeded at each Fox Fitness location. Goals for September will remain the same due to the current mask mandate restrictions and the possible reduction of new members.

Fox Fitness Promotions

Fox Fitness offered a Free Childcare promotion for complimentary childcare for one month. The promotion ran from July 15th through August 14th. New members had their first month of childcare waived and 15 new members took advantage of the promotion. The Spring into Fitness promotion was extended during the month of July and August, it included Wellness Wednesdays promoting \$5 drop-in rate for guests, including regularly scheduled group exercise classes, and Friendly Fridays, where members can bring a workout buddy for free (limitations/terms apply).

Corporate Membership Accounts

Family Counseling Service was added as a new corporate account in July, a total of 28 new members were activated and the account continues to grow. Factor 75 was added as a new corporate account in August and resulted in a total of 10 new members, a second enrollment period for this account will be added to grow the member count.

Fox Fitness at Copley Boxing & Training Center

By the end of August, Fox Fitness at Copley already has 183 members with 13 members choosing the multi-club upgrade pass. Additional new equipment was added in August as a result of the Kane County Fit for Kids Grant. This additional equipment will give current and future members more variety in exercise equipment and will be used with the Jesse “the Law” Boxing Program that promotes fitness through boxing for ages 8-18.

BACC PACK at the Vaughan

The Vaughan Athletic Center has had a very successful start for the new Before & After Care Club (BACC Pack). This program is a school-year-long offering for students in grades K-5, in cooperation with West Aurora School District 129. There are currently 85 participants from 11 schools being bussed to and from the Vaughan Athletic Center. The chart below breaks down the total number of students enrolled along with projected revenues for the 2021-22 school year.

BACC Pack	Current Enrollment	Total Projected Revenue
Before School	5	\$6,340
After School	66	\$143,946
Before & After School	14	\$47,068
Total	85	\$197,354



MVP Sports Academy

Vaughan

The second summer session had a total of 21 classes that ran with 198 participants. Total revenue for the session was \$9,802. MVP Sports Camp concluded on August 6, with a total of 176 participants in the camp with a total revenue of \$29,690.

Eola

The second summer session of MVP Sports ran July 25 through September 4. There were 302 participants registered within 38 MVP classes. MVP Sports Camp averaged 21 full-day and 8 half-day participants per week. The camp was predominately focused on the introduction, instruction, and gameplay of several sports. Camp had weekly themed activities that kept the kids engaged with a curriculum used in physical education classes. MVP Sports Camp brought in \$40,099 in total revenue, which was over double that of 2019 (\$19,910 total revenue).

Prisco

The second summer MVP session had a total of 46 participants in eight different classes. Total revenue for the session was \$2,329

Vaughan Athletic Center

Vaughan Aquatic Center

The Vaughan Athletic Center lifeguards participated in an unannounced audit on July 9th and on August 29th scoring an ‘overall meets’ for each audit.

Aquatic Programs

Parkers Swim School exceeded 2019’s numbers, something that staff did not expect going into the summer. There have been 1,058 participants in the Parker’s Swim School. Water aerobics classes started back up on the week of August 23rd with an overall 189 participants.

The Vaughan Aquatic Center hosted 227 guests in birthday party and after-hours rentals in July and August.

Riptides Swim Team

Riptides attended 4 swim meets in July, including Age Group and Senior State Championships. The swimmers achieved multiple Top 8 and Top 16 finishes at the two Championship meets. The Riptides held tryouts for the Short Course Season and gained 31 new swimmers for a total of 120 participants for the 2021/22 Short Course season.

Vaughan Summer Blast Camp

Summer Blast Camp concluded on August 13. There were a total 437 participants that generated a total of \$118,770 in revenue.

Athletics

The Strength and Conditioning for Athletes program was offered this summer with two classes at different skill levels. The session that ran July-August had a total of 26 participants.

Cyclones Volleyball Summer League concluded on August 1 with a tournament. There was a total of 55 participants in this additional league that was offered due to Covid. Volleyball Skills and Drills class had a total of 51 participants between the two classes that ran during July and August.

Karate Club started again with classes in August. There are two classes running with a total of 41 participants.

The fieldhouse had a total of \$1,565 of rental revenue during July and August.

Tennis

The summer tennis lesson program concluded on August 14. The 2021 summer season was as major success. Participation increased 32% from the previous pre-covid summer in 2019 while revenue increased roughly 27%. Major areas of growth include the adult lesson program offered at Washington Park including our in-house adult leagues. The youth program realized continued growth in the Performance Camp that was held at West Aurora High School.

Tennis Program	2019 Summer Year End		2021 Summer Year End	
	Enrolled	Revenue	Enrolled	Revenue
High Performance Camp	117	\$21,209	177	\$39,752
10 and Under/ Youth Development Program	248	\$32,539	263	\$39,120
Adult Programming	56	\$7,288	116	\$17,776
Phillips Park Summer Camp	113	\$15,149	0	0
Total	421	\$76,185	556	\$96,648

The Northern Illinois Tennis Association (NITA) Junior Travel Team (JTT) District Championships were held at Phillips Park Tennis Courts on July 17. Vaughan Tennis coordinates the site reservation and inclement weather back up for the District Tournament. The (NITA) Adult League District Championships were held at the Vaughan Tennis Center on July 31 – Aug 1 and State Championships followed on August 14 and 15. The Championships brought in over \$4,600 in rental revenue and an additional \$3,570 in pro shop merchandise sales.

The Vaughan Tennis indoor season began on August 30. The indoor season includes the start of the Fall Lesson Program, Travel Team Drills, Permanent Court Time, open court reservations, and Travel League Play. Vaughan Tennis returns with ten ladies travel teams competing in the Northern Illinois Traveling Tennis League. The Fall Lesson Program is just getting underway and continues to accrue registrations daily. Early registration statistics look promising. Staff continue to work on transferring participants and adding court space where necessary in order to maximize participation and revenue this fall.

Childcare

Use of the Childcare at the Vaughan Athletic Center continues to increase, with the inclusion of infants and toddlers during the 8:00 a.m. to 12:00 p.m. hours. Childcare participants for the month of July were 1,177 and during the month of August were 840, for a total of 2,017 total users.

Blackberry Farm

General Park Information

Blackberry Farm's Summer season has come to an end and the hours of operation have shifted to our Fall hours for the end of August thru September. Fall hours include operating on Fridays, Saturdays and Sundays. Staff look forward to planning for all of the activities and events during the Fall season but also look back on the accomplishments during the Summer season. Some of the parks wide successes included:

- The implementation of the ride pass option on our Free Days. A total of 6,343 ride passes were sold over the 6 available free days for an additional \$25,352 in revenue.
- Summer camp ended the first week of August rounding out a very successful year for Camp Blackberry! Program revenue has increased by 19% in comparison to 2019 due to increased enrollment and the addition of our Camp by the Lake program. The Art Exploration camp also saw a bump in enrollment with 93 participants which is an increase of 48% compared to 2019. Staff plan to continue this growth of our summer camp program and look forward to the 2022 summer camp season.

The Blackberry Farm team continues to be creative and strives to implement new programming & events throughout the season. We look forward to continuing this success and exploring new avenues for revenue generating opportunities.

The Live & Uncorked series at Blackberry Farm continues to increase in popularity with 2021 being one of the most profitable years. Over the seven-week series a total of 4,021 tickets and 179 season passes were sold for an overall revenue of \$31,757. We expect that the popularity of this event will continue to grow, and staff are looking at ways to increase awareness and revenue for the coming years.

Blackberry Farm Rentals & Event Barn

For the entire month of July & August, the Event Barn had 80 inquiries for 2022 & 2023.

Event Barn Inquires & Advertising

July		August	
Lead Source	# of Leads	Lead Source	# of Leads
Advertisement	6	Advertisement	3
Wedding Expo	7	Wedding Expo	6
Online	4	Online	5
Word of Mouth	7	Word of Mouth	5
Facebook	0	Facebook	1
Phone Call	0	Phone Call	4
Visited/Local	1	Visited/Local	4
The Knot	18	The Knot	5
Zola	3	Zola	1
TOTAL	46	TOTAL	34

During the month of July, Blackberry Farm had a total of 67 reservations totaling \$28,302 in revenue and during the month of August they had 51 reservations totaling \$28,773.

Reservation Type	July 2021			August 2021		
	Total Reservation	Headcount	Revenue	Total Reservation	Headcount	Revenue
<i>After Hr. Reservations</i>	2	208	\$2,228	3	280	\$944
<i>Birthday Parties</i>	23	542	\$6,044	18	483	\$4,464
<i>Wedding</i>	2	250	\$13,338	3	390	\$13,979
<i>Family Picnics</i>	11	407	\$4,602	17	790	\$8,127
<i>Field Trips</i>	29	978	\$5,090	10	313	\$1,259

Creative Play & Nature Play Preschool

Numbers for the 2021-22 school year have continued to grow throughout the summer. There are currently 297 students registered among the five preschool locations.

Throughout the summer, Deedee Buscher and a few of her staff have been visiting Aurora Housing Authority sites, as well Blackhawk Park in conjunction with SPARK hosting “playgroups”. These “playgroups” consisted of process art activities, as well as some planned activities, usually centered around a book. Each child went home from the event with a bag filled with art activities, books and scavenger hunts. The materials were all purchased by SPARK with the help of the Community Parenting Saturation Grant. One of the main goals of the project was to get parents to interact with their children in such a way that they helped encourage their child’s cognitive growth. The SPARK and FVPD staff helped facilitate these conversations.

The preschool staff returned for the 2021-22 school year on August 30 with many new faces. The first few days the staff went through several different trainings, including HR, Sexual Harassment, ALICE, a general overview of the Pyramid Model, as well as few on challenging behavior and curriculum.

Eola Community Center

Gymnastics/Cheer

Summer enrollment concluded with 1,162 participants resulting in \$63,433 in revenue. Gymnastics camp participation increased by 18% resulting in a 20% increase of camp revenue.

Storm Cheer teams started their fall season in late July with 64 cheerleaders registered. The estimated revenue will be \$32,000.

Athletics

The Instructional T-Ball league completed their season on August 14 with final games, medals, and team parties. There have been several positive comments from parents about the coaches and overall experience.

The Summer youth basketball league was converted into a basketball intramural type program led by Coach Brandon Cooks. The program has integrated the MVP style of teaching with the scrimmaging/games of the league to create a quality basketball program. This program completed their season on August 19 with great accolades from participants and families.

Adult Leagues

The ASA Men's Unlimited Arc league and ASA Co-Rec leagues completed their Spring seasons at the beginning of August, with a double-elimination tournament. Payouts will be made to the top two teams in the regular season and the tournament champions won trophies. The Fall season for both leagues also kicked off at the end of August and will run through October/Early November. We have eleven teams registered for the Men's League, with seven teams registered for the Co-Rec League.

Martial Arts

Martial Arts enrollment increased by over 25 participants from Summer session I to Summer session II. Overall, there were 119 enrolled participants amongst all martial arts programs, with 29 participants in Kids Karate Club and 26 participants in Kung Fu for Kids. A Self Defense for Women class was held on August 14 by Dave Carr with a total of 30 participants. We will be working with Dave to potentially offer more of these classes throughout the year.

Open Gym

Open gyms have slowed in attendance for all open gyms, other than table tennis. Adult open volleyball has produced some increased numbers but is very weather dependent. Both days of Table Tennis have produced the highest number of participants and has been frequently bringing in twenty plus players a night.

Summer Blast Camp

Summer Blast Camp at Eola had a total of \$125,501 in revenue with 658 participants. Campers enjoyed playing a variety of games and sports, making craft projects, and participating in special in-house entertainment. This year we have taken advantage of our local resources by taking walks around the lake and mini day trips to Waubensee Lake Park. One of the Highlights of Summer Blast camp was offering weekly crochet lessons to interested kids. By the end of the summer session, we had some kids who really took a liking to crochet and will be joining our classes in the Fall!

Counselor in Training

We currently have six CITs that are developing their leadership skills in order join our staff in the near future. Counselors in Training (CITs) observe and learn from staff, assisting with the Summer Blast

Camp program as needed. They help the Site Supervisors prep material for camp use and aid Counselors in conducting activities. Each day, CITs are led in reflection by a Site Supervisor, and are given journals to reflect to help develop their leadership and management skills.

Rentals

For the months of July and August, Eola brought in \$18,612 (gym rentals \$4,245; sand volleyball court \$3,305; Room rentals \$11,062) in rental income. In addition to our regular offering of rooms, we have begun to rent our two medium sized rooms. Gymnastics birthday parties have slowly started to pick up on the weekends as well. With the gymnasium being utilized more frequently due to in-house programming, we anticipate a decrease in gym rentals beginning in September.

Amazing Race

The Amazing Race was held on Saturday, August 14 from 8 a.m. to 3 p.m. across eight FVPD locations. The event drew 32 (4) person teams, for a total of 128 participants, and began at Blackberry Farm. Throughout the event, participants had to locate parks and participate in both mental and physical challenges at each park. The after-race event was held at Luigi's Pizza where participants were able to enjoy food and drinks. Awards were given to the two different route winners. Participants were very pleased with the race this year and we have released a survey to all the participants for their feedback. This event brought in \$4,460 (\$1,000 in sponsorships) in total revenue.

21st Century Grant/Outreach

The Fiscal year of 2020-21 challenged our Recreation Team to think outside the box. By keeping current with the times, we were able to provide Outreach Programs both virtual and in-person to our local community. Each program offered brought a level of excitement! Programs ranged from Technology, Art, Nature, Sports, and Fitness.

Grants	Revenue/Reimbursement
D129 CCLC 21 st Grant	\$49,407
FVPD CCLC 21 st Grant	\$59,020
D131 CCLC 21 st Grant	\$40,650
COA Partnership	\$2,400
Total Revenue	\$151,477

Prisco Community Center

Athletics

Adult Basketball league is up and running on Tuesday evenings with the 18 and over division, and the Hispanic division on Sundays with a total of 10 teams participating.

Co-Ed volleyball has over 100 participants in the Monday competitive division and the Wednesday recreational division.

Copley

Jesse "The Law" Boxing is in full swing with over 60 participants through the week of Monday to Thursday from 5 p.m. to 8 p.m.

Summer Camp

Summer Blast Camp had a total of 76 campers enrolled between July and August bringing in a total revenue of \$21,802. Campers enjoyed playing a variety of games and sports, making craft projects, and

participating in special in-house entertainment activities. Campers were treated to an afternoon at the pool for one field trip. Our special in-house entertainment guests were Deb - The Frog Lady, Dave from The Reptile Show, Ben's Bubble Show, and Gary Kantor the magician.

Youth Tech, Inc ran three technology classes at Prisco from July 5 – 8. Classes were full, with a total of 12 participants.

Performing Arts

The 51st Summer Stage Musical production of *NEWSIES* was held July 15-18 at Prisco Community Center. Although Summer Stage looked a little different this year, many things remained the same and exceeded expectations. There were 100 participants in Summer Stage. As always, it takes a large team to produce Summer Stage. The team consisted of 19 artistic team members, 11 orchestra members, and 20 set and costume volunteers. In total, there were 1,313 tickets sold with a total revenue of \$14,326 for the five performances. Concessions and merchandise sales totaled \$2,076. This production was performed at the Prisco Community Center and was the largest in-house production.

Special Events

Prisco had several special events this summer. These events included, Princess Tea Parties, a Taco Tour, and BYOB Bingo. These events had a total of 118 participants.

Senior Programming

Bunco had a total of 17 people participate. On August 26, staff welcomed back Friendly Center Club members. There was a total of 49 people in attendance. Members enjoyed games, raffle prizes, bingo, and each other's company!

Rentals

Total rental revenue for July/August is \$10,184.

Red Oak Nature Center

General Overview July/August:

Red Oak wrapped up summer camps in July and August at 112% of budgeted goal, exceeding targets and receiving many thanks from campers and parents alike. You can access some feedback by listening to Episode 10 of Red Oak's podcast, 'When Nature Calls' where our oldest campers were interviewed for feedback on their summer experiences.

Two of our largest special events were held in August. Our 3rd annual Rusty Rodeo was held on August 7, with the addition of another agency partner, *Friends of the Fox*, and a new site at Fearson Creek. This Red Oak created event allowed us to work with *Forest Preserve District of Kane County* and *St. Charles Park District*. This event brought out over 400 members of the community and garnered positive press for FVPD as a positive change agent for our waterways with over 3,500 invasive crayfish pulled from the sites.

The 11th annual BugFest was held on August 21. To meet our goal of fiscal sustainability this popular event for the first time was a paid ticketed event. Over 678 tickets and 40 paid parking slots at BugFest were purchased wrapping up this event with a net profit of 28%. This is the first time in its 11-year history that this popular community event did not run at a loss. This benchmark was accomplished not only by Red Oak staff, but by community and FVPD staff volunteers who supported this event with their time and talent.

Community Engagement, Outreach, Trainings and e-Learning for the month of July & August

- Jessica Ramos and Marketing intern, Jordan Majersky, volunteered at the Aurora Farmer’s Market on July 3rd as part of the Diversity Committee initiative.
- On July 6 and August 25, Deedee Buscher participated in the Forever Growing Leadership book club sponsored by the YWCA, discussing *Braving the Wilderness* and *Dare to Lead*.
- Deedee Buscher participated in the webinar “Celebrate Diversity in Your Classroom” sponsored by HiMama! on July 8.
- Holly Wiggins, Sandie Gilmer, Becky Harling, Jessica Ramos and Viktoria Orosz met with PDRMA representative Tim Lenac at Blackberry Farm, Phillips Park Family Aquatic Center and Splash Country on July 8.
- On Saturday, July 10, Deedee Buscher represented the FVPD at the Ribbon Cutting ceremony for Playful Learning at the Marie Wilkinson Community Garden.
- On July 12, Brett Meier met Bureau Gravity at the Fox Fitness Prisco location to film the services and amenities Fox Fitness offers, they also visited and filmed at both the Vaughan and Copley locations.
- Holly Wiggins met with Amita Health on July 14 and August 26 to discuss sponsorship opportunities and supporting the Kane County Health Department’s action team for Nutrition, Exercise and Weight loss.
- The RecAcademy team hosted the General Recreation module for the Recreation Department on July 14 and 15.
- On July 14 and 19 and August 4, 9, and 11, Deedee Buscher helped host “Playgroups” at three of the Aurora Housing Authority sites in conjunction with SPARK. Polly Ptacek (preschool administrative assistant) helped as well.
- Josh Barry attended the Greater Montgomery Area Chamber of Commerce – evening networking event on July 15.
- On July 15, Deedee Buscher participated in the webinar “Five Easy Ways to Make Your Classroom More Playful”.
- On Saturday, July 17, Deedee Buscher and various preschool teachers hosted a Preschool Open House at Eola.
- On July 20, 28 and August 2 and 10, Deedee Buscher, with the help of Linda Christie and Janice Johnson (preschool teachers) helped host “Playgroups” at Blackhawk Park.
- On July 22 and August 26, Deedee Buscher participated in the Ambassadors Group for Early Childhood Leaders monthly meeting sponsored by the YWCA.

- Rafael Martinez submitted his Hispanic Advisory Board application for reappointment for 2022/2023 of which the Mayor Richard Irvin will be making final selections to this board.
- Jaime Ijams attended and presented at the Outdoor Aquatics Board Meeting on July 27.
- Deedee Buscher attended the end of the summer work/study program luncheon and awards ceremony hosted by the Aurora Housing Authority on July 30 at Prisco.
- On August 1, Jaime Ijams, Brett Meier, Jim Pilmer and Jeff Palmquist met with Ralph Jordan to tour the Emmanuel School facility and discuss potential ideas to support AHA.
- Annette Nocek recertified as “owner” of Fox Valley Gymnastics with USA Gymnastics completing Safe Sport certification on August 3.
- On August 3, Brett Meier and Mike Hay attended National Night Out at Washington Park. Fox Fitness had a table for this event and gave away water bottles and towels. A thirty-minute Zumba class was also offered by Thandeka Dumas in the park. Deedee Buscher and Janice Johnson also represented the FVPD at National Night Out at Butterfield Park.
- Josh Barry attended the Greater Montgomery Area Chamber of Commerce – lunch and learn event hosted by Servpro of Aurora at Montgomery Village Hall on August 3.
- Jaime Ijams, John Kramer, Jeff Palmquist and Jim Pilmer met with the Director of the Illinois Conservation Foundation, Steve Ettinger to tour the grounds of Red Oak and Lippold.
- On August 3 and 17, Deedee Buscher participated in the on-line training “Executive Function Skills in Early Childhood-Developing Children’s Capacities to Focus on Learning” presented by StarNet.
- On August 10, Becky Harling and Holly Wiggins met with Joey Thurman from Bureau Gravity to film footage for the Talking Cities series.
- On August 5, Brett Meier and Mike Hay virtually participated in the Kane County Health Department’s action team focused on improving the nutritional offerings in Kane County.
- On August 14, Brett Meier participated in Montgomery Fest and Thandeka Duma performed a free Zumba class in the park.
- Josh Barry, Mark Macek, Kara Reid, Lynn Fichtel, Marie Nuccio, Erin Collins, Viktoria Orosz, Abby Shepherd, Mitch Bunkofske, Jason Grzywa, Annette Nocek, Katie Kulakowski and Christian Adams and Lynn Piotrowski volunteered at the Amazing Race Event on August 14.
- On August 19, Brett Meier and Rafael Martinez virtually participated in the Kane County Health Department’s action team focused on identifying opportunities and barriers to affordable exercise classes in Kane County.
- Holly Wiggins attended the RecChat: Screen Design Basics hosted by Vermont Systems on August 5.

- Renee Oakley and Christy Graser led the 3rd annual event of the *Rusty Rodeo* at Glenwood Park working with Forest Preserve District of Kane County and St. Charles Park District on August 7.
- Deedee Buscher participated in the training “Live STREAM” presented by StarNet on August 10.
- Christy Graser led and Renee Oakley attended the IPRA Nature Committee virtual meeting on August 23.
- Josh Barry attended IPRA Supervisor Symposium Board of Regents meeting on August 17.
- Josh Barry, Nick Sargis, Kara Reid and Holly Wiggins volunteered at Bug Fest on August 21.
- Josh Barry and Mitch Bunkofske represented the District along Rachel Ossyra and Kyle Halverson at the Aurora Chamber Golf Outing on August 23.
- Josh Barry attended the Greater Montgomery Area Chamber of Commerce – monthly networking luncheon at Poorboy’s on August 24.
- Jaime Ijams attended the Fox Valley Special Recreation Association Board Meeting on August 24.
- Josh Barry attended IPRA’s Learning Lab: Anti-Asian Harassment & By-Stander Intervention on August 25.
- Annette Nocek attended league meetings for GIJO (Gymnastics of Illinois Junior Organization), IPDGC (Illinois Park District Gymnastics Conference), and IRCA (Illinois Recreation Cheer Association).



TO: Jim Pilmer, Executive Director

FROM: Jeff Palmquist, Director of Planning
John Kramer, Director of Operations

DATE: September 13, 2021

RE: Capital Projects Cost Summary and Project Bid Schedule Report

The September 2021 Pending and Completed Significant Capital Projects Cost Summary Report and Upcoming Project Bid or Request for Proposal Schedule are attached. The Simmons Park pickleball and splash pad construction is now substantially completed, with a minor punch list item remaining. Staff has been collecting final payment paperwork and related documentation necessary to complete the DCEO project close-out process. Project costs to date for the Orchard Valley cart path additions are also recorded on the cost summary table.

**PENDING AND COMPLETED SIGNIFICANT CAPITAL PROJECTS
COST SUMMARY**

Project	Approved Project Budget	Construction Bid Awards	Changes to Construction Contracts	Fees & Permit Costs	Other Costs	Total Final Project Cost
Simmons Park pickleball and splash pad	\$275,000 (100% DCEO grant funded)	\$237,000 Lite Construction		COA \$1,182.56	\$16,920 Deuchler Engineering \$8,201.25 Deuchler Construction Administration	
Orchard Valley Golf Course Cart Path Additions		\$110,000		COA \$1,500	\$23,437 EEI Design, Bidding and Construction Administration	

UPCOMING PROJECT BID OR REQUEST FOR PROPOSAL (RFP) SCHEDULE		
Project	Anticipated Bid/RFP Release Date	Anticipated Bid/Project Award Date
Hometown Path Paving Improvements	September	September 13
Fox Fitness	July 16	TBD
Wellness Walk asphalt path construction (Walters Park)	September 24	October 8



TO: Jim Pilmer, Executive Director

FROM: John Kramer, Director of Operations

DATE: September 13, 2021

RE: Ratify Blackberry Farm Asphalt Parking Lot Improvements

The Blackberry Farm Parking Lot was in poor condition as documented in the District Pavement Management Plan completed in 2018. Considering the favorable unit prices for the 2021 District Paving Improvements, staff engaged Geneva Construction Company to provide an itemized proposal for asphalt resurfacing of the Blackberry parking lot, including full depth asphalt patches where visible base failures had occurred and complete pavement markings for the lot. Geneva Construction applied the previously bid unit prices totaling \$291,318. The project was approved upon submission and substantially completed on September 3rd, 2021. While we have yet to finalize quantities, we believe a ratification of the proposal amount shall be adequate to cover the work completed.

I recommend the Board of Commissioners ratify the Blackberry Farm Asphalt Parking Lot Improvements in the not-to-exceed amount of \$291,318 to Geneva Construction Company.



GENEVA CONSTRUCTION COMPANY

INDIAN TRAIL and Route 25 * P.O. Box 998 - AURORA, ILLINOIS 60507

Phone: (630) 892-4357 - Fax: (630) 892-7738

5.11

* FOX VALLEY PARK DISTRICT
* JOHN KRAMER
*
*

DATE 7/30/2021

BLACKBERRY FARMS PARKING LOT

We propose to furnish the following described construction, including all labor, materials and equipment according to standard construction practices.

QUANTITY	UNIT	DESCRIPTION	UNIT PRICE	TOTAL
4	EACH	INLET FILTERS	\$185.00	\$740.00
21147	SY	HMA SURFACE REMOVAL 2 1/4"	\$2.10	\$44,408.70
875	TON	NON POLY HMA BINDER IL 4.75 N50	\$80.00	\$70,000.00
1825	TON	HMA SURFACE COURSE MIX D N50 1 1/2"	\$66.00	\$120,450.00
1300	SY	CLASS D PATCHES 4"	\$34.00	\$44,200.00
17453	LB	BITUMINOUS MATERIALS TACK COAT	\$0.01	\$174.53
25	LF	REMOVE ASPHALT CURB , PLACE B6:12 C&G BY STRUCTURE	\$41.00	\$1,025.00
4	EACH	DRAINAGE STRUCTURES TO BE ADJUSTED	\$580.00	\$2,320.00
1	LS	MOBILIZATION	\$3,500.00	\$3,500.00
1	LS	PAINT STRIPING	\$4,500.00	\$4,500.00

TOTAL \$291,318.23

NOTES: If accepted, this work will not be scheduled for construction until one signed copy of the proposal has been received at our office.

* For information regarding scheduling of construction, please contact our Paving Department at (630) 892-4357.

TERMS: Final settlement will be based upon actual units of work completed at the bid price per unit.

* This proposal is subject to the terms, specifications and conditions of sale printed on the second page of this proposal hereof, which are made a part of this proposal.

* This proposal is made in DUPLICATE and will constitute a binding agreement providing it is accepted within 60 days from date hereof.

The above proposal is accepted:

John Kramer Ec Director 8.5.2021

GENEVA CONSTRUCTION COMI
Cass W. Price, Vice President

Name, Title, Date



TO: Jim Pilmer, Executive Director

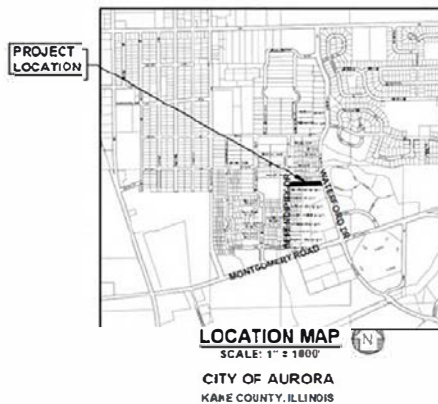
FROM: John Kramer, Director of Operations

DATE: September 13, 2021

RE: Hometown Asphalt Trail Extension Improvements

The 2021 budget includes funds for the extension of the Hometown Trail. The improvement consists of a new 615-foot hot-mix asphalt trail from Serendipity Drive to Waterford Drive between Walnut Park Lane and Wild Flower Lane. Staff worked with Engineering Enterprises Inc. to design and bid the improvements and the City of Aurora for the permitting of the improvements. The District opened sealed bids on August 27, 2021. The District received five (5) bids. Evans & Son Blacktop Inc from West Chicago was the lowest responsible responsive bidder at \$54,345.70.

The engineers estimate of probable cost (EOPC) was \$65,557.50. Attached you will find the bid tabulation as well as recommendation letter from our Engineer.



I recommend the Board of Commissioners approve the Hometown Asphalt Trail Extension Improvements to Evans & Son Blacktop Inc. in the amount of \$54,345.70.



BID TABULATION
 HOMETOWN ASPHALT TRAIL EXTENSION
 FOX VALLEY PARK DISTRICT

		BID TABULATION BIDS RECD 8/27/2021		EVANS AND SON 3N775 Powis Rd West Chicago, IL 60185		SCHROEDER ASPHALT PO Box 831 Huntley, IL 60142		FOX EXCAVATING 1305 S. River Street Batavia, IL 60510		EVERLAST BLACKTOP 7N540 IL-25 South Elgin, IL 60177		GENEVA CONSTRUCTION 1350 Aurora Ave. Aurora, IL 60505		ENGINEER'S ESTIMATE 52 Wheeler Road Sugar Grove, IL 60554	
ITEM NO.	DESCRIPTION	UNIT	QUANTITY	UNIT PRICE	AMOUNT	UNIT PRICE	AMOUNT	UNIT PRICE	AMOUNT	UNIT PRICE	AMOUNT	UNIT PRICE	AMOUNT	UNIT PRICE	AMOUNT
1	PERIMETER EROSION BARRIER	FOOT	1000	\$ 4.78	\$ 4,780.00	\$ 4.00	\$ 4,000.00	\$ 3.00	\$ 3,000.00	\$ 3.50	\$ 3,500.00	\$ 3.90	\$ 3,900.00	\$ 3.50	\$ 3,500.00
2	TOPSOIL EXCAVATION AND PLACEMENT	CU YD	60	45.41	2,724.60	28.00	1,680.00	50.00	3,000.00	88.00	5,280.00	123.25	7,395.00	80.00	4,800.00
3	EARTH EXCAVATION	CU YD	180	37.52	6,753.60	38.00	6,840.00	30.00	5,400.00	48.50	8,730.00	76.00	13,680.00	40.00	7,200.00
4	AGGREGATE BASE COURSE, TYPE A 8"	SQ YD	675	14.00	9,450.00	14.00	9,450.00	14.00	9,450.00	25.85	17,313.75	10.65	7,188.75	15.00	10,125.00
5	GEOTECHNICAL FABRIC FOR GROUND STABILIZATION	SQ YD	675	2.34	1,579.50	2.00	1,350.00	5.00	3,375.00	2.40	1,620.00	4.20	2,835.00	3.00	2,025.00
6	HOT-MIX ASPHALT SURFACE COURSE, IL-0.5, MIX "D", N50	TON	120	110.60	13,272.00	110.00	13,200.00	185.00	22,200.00	135.00	16,200.00	110.00	13,200.00	130.00	15,600.00
7	SPECIAL SEEDING & EXCELSIOR BLANKET	SQ YD	1835	6.19	11,358.65	6.50	11,927.50	3.50	6,422.50	4.50	8,257.50	9.60	17,616.00	6.50	11,927.50
8	TREE TRUNK PROTECTION	EACH	2	88.12	176.24	400.00	800.00	250.00	500.00	400.00	800.00	255.00	510.00	250.00	500.00
9	INLET FILTERS	EACH	3	47.31	141.93	175.00	525.00	170.00	510.00	400.00	1,200.00	190.00	570.00	500.00	1,500.00
10	CONCRETE SIDEWALK REMOVAL AND REPLACEMENT	SQ FT	120	22.85	2,742.00	38.00	4,560.00	20.00	2,400.00	25.00	3,000.00	11.25	1,350.00	30.00	3,600.00
11	REMOVAL AND DISPOSAL OF UNSUITABLE MATERIAL	CU YD	20	43.11	862.20	11.00	220.00	50.00	1,000.00	75.00	1,500.00	65.00	1,300.00	50.00	1,000.00
12	MOBILIZATION	LSUM	1	544.98	544.98	3,250.00	3,250.00	2,500.00	2,500.00	4,500.00	4,500.00	1,915.00	1,915.00	5,000.00	5,000.00
TOTAL (Items 1 - 12)					54,345.70		57,802.50		59,757.50		70,701.25		71,459.75		65,577.50

% BELOW/ABOVE ENGINEER'S ESTIMATE

-17.1%

-11.0%

-8.0%

7.8%

9.0%



August 30, 2021

John Kramer
Director of Operations
Fox Valley Park District
101 W Illinois Avenue
Aurora, IL 60506

**Re: *Hometown Park Asphalt Trail Extension
Recommendation of Award***

Dear Mr. Kramer:

Bids were received, opened and tabulated for work to be done on the above referenced project at 10:00 AM, August 27, 2021. Representatives from the contractors bidding the project and our firm were in attendance.

At this time, we recommend the acceptance of the bid and approval of award to be made to Evans and Son Blacktop Inc., 3N775 Powis Road, West Chicago, IL 60185 in the total bid amount of **\$54,345.70**. Attached, please find a tabulation of bids for your reference.

If you have any questions or require any additional information, please call our office.

Respectfully submitted,

ENGINEERING ENTERPRISES, INC.

Curtis P. Dettmann, P.E.
Project Manager

pc: DHK EEI (via email)



To: Jim Pilmer, Executive Director

From: Jon Michael, Director of Information Technology

Date: September 13, 2021

Re: Fox Valley Park District Fiber Internet 60-month Agreement

The Fox Valley Park District (District) began migrating resources to the “cloud” starting in 2018. This strategy allowed the District to migrate resources from our on-premise environment that had reached an end of useful life. Since 2018, the District has continued to move resources and our IT systems to cloud-based environments. These cloud-based environments allow internal IT staff to better manage and administer, while continuing to provide industry leading security and reliability for the resources.

With our strategy set on migrating resources to the cloud, the next requirement is the procurement of high speed redundant and reliable internet. With that requirement in mind, the District began the process of reviewing fiber internet service providers. Fiber internet circuits offer high speed symmetrical connections, along with a service level agreement for uptime of the circuit. Comcast and Metronet were both finalists and the District IT staff performed due diligence for reference checking and pricing review. Below are the facilities being proposed for implementing Gigabit Fiber internet connections.

1. Blackberry Farm– 1 Gigabit symmetrical connection
2. Boxing Club – 1 Gigabit symmetrical connection
3. Cole Center – 1 Gigabit symmetrical connection
4. Eola Center – 1 Gigabit symmetrical connection
5. Prisco Center – 1 Gigabit symmetrical connection
6. Red Oak Nature Center – 1 Gigabit symmetrical connection
7. Stuart Sports Complex – 1 Gigabit symmetrical connection
8. Vaughan Center – 1 Gigabit symmetrical connection

These facilities were selected based on a need for access to resources both on-premise at these locations, as well as access to cloud-based resources from these locations. The services that occupy the bandwidth on these fiber circuits include Wi-Fi (public and private), phone service, video conferencing, music streaming, fire/burglar alarm monitoring, surveillance cameras, backup and replication of data, radio system traffic, access control and remote access. These services are critical to the District’s operation and requirement for fast, reliable, and redundant

internet. Fiber internet connections will satisfy these requirements for the District now and for the foreseeable future.

Upon completion of our due diligence, the District received satisfactory responses from our reference questionnaires from both finalists, although the pricing provided from Metronet is what set them apart. The Metronet solution will save the District \$152,400, compared to Comcast, over the course of the 60-month contract. West Aurora High School was one of the satisfied accounts that the District reached out to in review of the Metronet services. Attorney Hodge has reviewed the initial framework of the contract and responded that the contract is in good standing from a legal perspective. From a cost standpoint the fiber internet upgrades were an approved strategy and a budgeted item in the 2021 budget.

I recommend to the Board of Commissioners to approve the execution of the Metronet 60-month Agreement in the amount of \$432,000 to provide Gigabit symmetrical internet to 8 District facilities.



TO: Jim Pilmer, Executive Director

FROM: Jennifer Paprocki, Director of Finance

DATE: September 13, 2021

RE: Approval of Resolution 21-026, To Include Compensation Directed into a Retirement Health Savings Plan as IMRF Compensation

The District continues to explore and enhance future planning, savings and funding options that provide economic benefits to both the District and its employees pre- and post-retirement.

Retirement health savings plans are employer-sponsored health benefit savings vehicles that allow pre-tax savings for the cost of medical expenses such as health insurance premiums, co-pays, prescriptions, etc. after retirement. These plans are funded in a variety of ways.

Compensation directed into a retirement health savings plan is not currently included as IMRF (Illinois Municipal Retirement Fund) earnings, and therefore is not reportable to IMRF. The resolution provided allows the Board to amend this provision, so that compensation directed into the Retirement Health Care Savings Plan will be included as IMRF earnings.

I recommend to the Board of Commissioners to approve Resolution 21-026 allowing for compensation directed into a Retirement Health Savings Plan to be included as Illinois Municipal Retirement earnings.



**RESOLUTION 21-056 OF THE BOARD OF COMMISSIONERS
FOX VALLEY PARK DISTRICT**

WHEREAS, standard member earnings reportable to the Illinois Municipal Retirement Fund may not include certain forms of compensation directed into a Retirement Health Savings Plan; and

WHEREAS, the governing body of an IMRF participating unit of government may elect to include in IMRF earnings all compensation directed into a Retirement Health Savings Plan; and

WHEREAS, the Board of Commissioners of the Fox Valley Park District is authorized to include compensation directed into a Retirement Health Savings Plan as earnings reportable to IMRF and it is desirable that it do so.

NOW THEREFORE BE IT RESOLVED that the Board of Commissioners of the Fox Valley Park District does hereby elect to include as earnings reportable to IMRF compensation directed into a Retirement health Savings Plan effective September 13, 2021.

BE IT FURTHER RESOLVED that the Clerk of the Board, Kim Nooncaster is authorized and directed to file a duly certified copy of this resolution with the Illinois Municipal Retirement Fund.

CERTIFICATION

I, Kim Nooncaster, the Clerk of the Board of the Fox Valley Park District of the county of Kane, State of Illinois, do hereby certify that I am keeper of its books and records and that the foregoing is a true and correct copy of a resolution duly adopted by its Board of Commissioners at a meeting duly convened and held on the 13th day of September, 2021.

Chuck Anderson
President, Board of Commissioners

Kim Nooncaster
Clerk, Board of Commissioners
IMRF I.D. 3295

SEAL



TO: Honorable Board of Commissioners

FROM: Jim Pilmer, Executive Director

DATE: September 13, 2021

RE: Revised Public Comment Policy and Procedure

The Public Comment Policy and Procedure has been revised to provide clearer direction for those wishing to make a public comment during Board of Commissioner meetings. The revisions clarify that public comments must be relevant to the operation of the District, should not incite an immediate breach of the peace; refrain from undue repetition, extended discussion of irrelevancies, obscenity, or contain personal attacks against individuals.

I recommend to the Board of Commissioners to approve the revisions to the Public Comment Policy and Procedure and its inclusion in the Comprehensive Board Approved Policy Manual.



Public Comment Policy and Procedure

Board Reviewed and Approved:

Public Comment

The Fox Valley Park District encourages public involvement and provides an opportunity for comment at regular business meetings. However, board meetings are conducted for the purpose of carrying on the business of the District and, therefore, are not public meetings but meetings held in public.

Additionally, the Board of Commissioners is not required to respond to public comments during the course of the meeting.

Comments must be related to the operation of the Fox Valley Park District.

Comments should not be directed at a single Commissioner, staff member, or any other individual.

Speakers must refrain from language which would incite an immediate breach of the peace; refrain from undue repetition, extended discussion of irrelevancies, obscenity, and personal attacks against individuals.

Procedure

The Board President will open public comment at the appropriate time as indicated on the meeting agenda.

Those making public comments are required to adhere to the following:

Speakers are required to sign-in at the entrance of the meeting room and complete a public comment sign-up sheet prior to the meeting being called to order

When the Board President calls a speaker's name, the speaker should approach the podium and state his/her full name before addressing the Board of Commissioners as a whole.

The Fox Valley Park District Board of Commissioners will allow 3 minutes for each speaker, and speakers will be notified when 30 seconds are remaining and again when the 3-minute period has expired.

There will be a maximum of 15 minutes of public comment at each meeting.

**RESOLUTION 21-025 OF THE BOARD OF COMMISSIONERS
FOX VALLEY PARK DISTRICT
RESOLUTION TO RELEASE CLOSED SESSION MINUTES AND DESTROY AUDIO
RECORDINGS OF CLOSED SESSION MINUTES**

WHEREAS, the Fox Valley Park District Board of Commissioners (Board), has met from time to time in closed session for purposes authorized by the Illinois Open Meetings Act (5 ILCS 120/1.02 *et seq*); and

WHEREAS, the Open Meetings Act requires a semi-annual review by the public body of all closed session minutes (5 ILCS 120/2.06(c)); and

WHEREAS, the Open Meetings Act allows for the destruction of verbatim records no less than 18 months after the completion of the recorded meeting provided the minutes of such meeting are fully released to the public; and

WHEREAS, pursuant to the requirements of the Open Meetings Act, (5 ILCS 120/2.06 *et seq*), the Board met to review minutes of all closed session meetings for the period March 2021 through August 2021, together with all prior redacted closed sessions minutes as directed by legal counsel, to make a determination and report in open session that (1) the need for confidentiality still exists as to all or part of those minutes; or (2) that the minutes or portions thereof no longer require confidentiality and should be made available for public inspection; and

WHEREAS, the Board has determined that the schedule of minutes of closed session meetings attached hereto as Exhibit “A” no longer require confidential treatment, in whole or in part and should be made available for public inspection; and

WHEREAS, the Board has determined that the schedule of minutes of closed session meetings attached hereto as Exhibit “B” still require confidential treatment in whole or in part and should be redacted for confidential information, pursuant to Section 2.06 of the Open Meetings Act; and

WHEREAS, the Board has determined that minutes of closed session meetings attached as Exhibit “C” have been approved and fully released and the verbatim record can be destroyed,

NOW, THEREFORE, BE IT RESOLVED BY THE FOX VALLEY PARK DISTRICT BOARD OF COMMISSIONERS, KANE, DUPAGE, WILL AND KENDALL COUNTIES, ILLINOIS:

SECTION 1: The foregoing recitals are hereby found as fact and incorporated herein by reference.

SECTION 2: The closed session minutes set forth on Exhibit "A" attached hereto are hereby released for public inspection.

SECTION 3: The closed session minutes set forth on Exhibit "B" still require confidential treatment in whole or in part and should be redacted for confidential information.

SECTION 4: The verbatim audio record of closed session meetings set forth on Exhibit "C" have been approved and fully released and can be destroyed.

DATED: _____, 20____

BOARD OF COMMISSIONERS OF THE
FOX VALLEY PARK DISTRICT

By: _____
President, Board of Commissioners

By: _____
Secretary, Board of Commissioners

EXHIBIT "A"

**SCHEDULE OF CLOSED SESSION MINUTES TO BE RELEASED IN FULL
FOR THE REVIEW PERIOD MARCH 2021 –AUGUST 2021**

EXHIBIT "B"

**SCHEDULE OF CLOSED SESSION MINUTES STILL REQUIRING CONFIDENTIAL TREATMENT IN
WHOLE OR IN PART AS OF SEPTEMBER 2021**

February 2013
June 2013
July 2013
August 2013
December 2013

January 2021
April 2021

January 2014
August 2014

November 2015

February 2016
August 2016

February 2017
March 2017
April 2017
May 2017
June 2017
August 2017
October 2017
November 20, 2017

February 2018
April 2018
June 2018
July 16, 2018

February 2019
May 2019
July 31, 2019
October 2019
December 2019

March 2020
July 2020
September 2020

EXHIBIT "C"

VERBATIM RECORD OF CLOSED SESSION WITH PREVIOUSLY APPROVED AND FULLY RELEASED
MINUTES, AND NOT LESS THAN 18 MONTHS FROM MEETING DATE
THAT CAN BE DESTROYED AS OF SEPTEMBER 2021

January 2012	May 2015
February 2012	June 2015
April 2012	July 2015
May 2012	August 2015
June 2012	September 2, 2015
July 2012	September 21, 2015
September 2012	October 5, 2015
November 2012	October 6, 2015
December 2012	December 14, 2015
January 2013	January 2016
March 2013	April 2016
February 2014	May 2016
April 2014	June 2016
May 2014	July 2016
July 2014	October 2016
September 2014	December 2016
November 2014	November 1, 2017
December 2014	July 30, 2018
January 2015	September 2018
February 2015	October 2018
March 2015	March 2019
April 2015	

Destruction allowed 18 months after the completion of the meeting recorded, IF the written minutes AND destruction is approved by the board.